

Drawing With Two Hands

By [Joe Gamble](#)

This experimental drawing activity is formed of 8 drawing exercises, all focused on drawing using both the dominant and non-dominant hand, challenging learners to explore dexterity and control (or lack thereof).

These exercises can be split up to form part of a longer session, or they can be used individually as [warm-ups](#).

Learners will explore how both hands and drawing materials interact with each other to create fluid and rich drawings that challenge preconceptions of what makes a 'good' drawing.

The video is appropriate for viewers aged 14 and over, but can be used in a guided session with younger learners.

[Log in](#) as a full member to watch the video below.

	Please log in here to access full content.	
Username	<input type="text"/>	
Password	<input type="password"/>	
	<input type="button" value="Login"/>	<input checked="" type="checkbox"/> Remember me
	Forgot Password	

To access all content, I would like to join as...

An Individual



Creative practitioners, educators, teachers, parents, learners...

[From £3.50](#)

An Organisation...



Schools, Colleges, Arts Organisations: Single and Multi-Users
From £42

AccessArt is a UK Charity and we believe everyone has the right to be creative. AccessArt provides inspiration to help us all reach our creative potential.

You May Also Like...

see three shapes



Feely Drawings



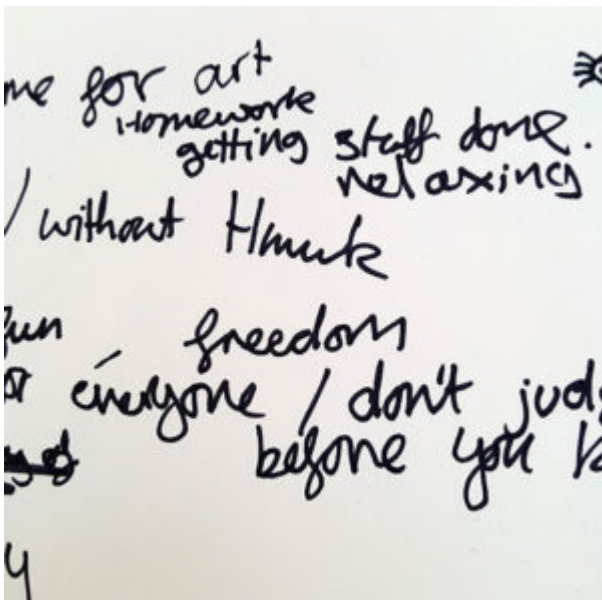
Ten minutes, five times a week



Talking Heads

You May Also Like...

find your messages



Portrait Club



Adapting AccessArt: Faces and Stories



Exploring Macbeth Through Art: Macbeth Portraits



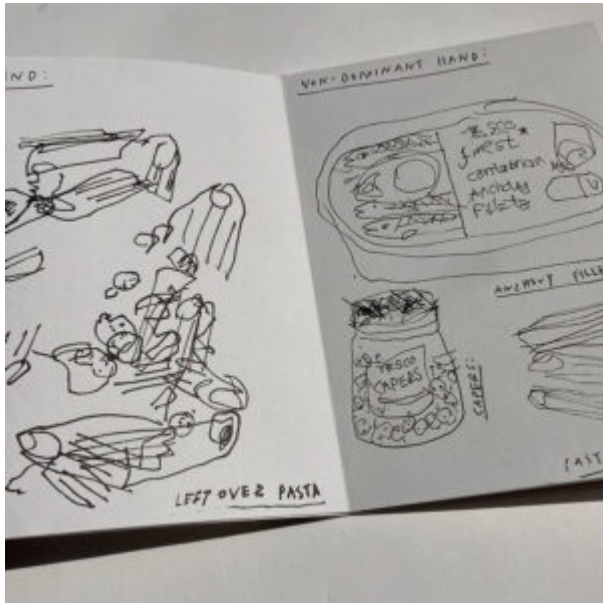
Cooking With Collage

You May Also Like...

Redesigning food Packaging



What i ate in a day



Paint Your corner Shop



Creating Repeat Patterns



Adapting AccessArt: Colour and Composition

You May Also Like

Manipulating Forms in Landscape Painting



Layered Colour Gestural Drawing



Cut Paper Collage Still Life



Illustrating a Book: The Making of Rabbit, Cactus, Accident

What We Like About This Resource...

"I really like how Yu-Ching's process combines hand-drawing and painting, before moving across to digital. Combining those processes ensures that the illustrations retain a very warm, tactile look to them, but the digital element refines the imagery. We really like what Yu-Ching says about the benefits of silent books being universally

understood and feel that the benefits and challenges of not using words means that the imagery has to be really clear, which encourages lots of exciting creative problem-solving.” – Tobi, AccessArt

You May Also Like...

Creating a Storyboard and dummy book



Drawable: the 3 Panel Challenge

3.



Drawable: My Tiger Sketchbook



Illustrating The Jabberwocky



Redesigning Food Packaging

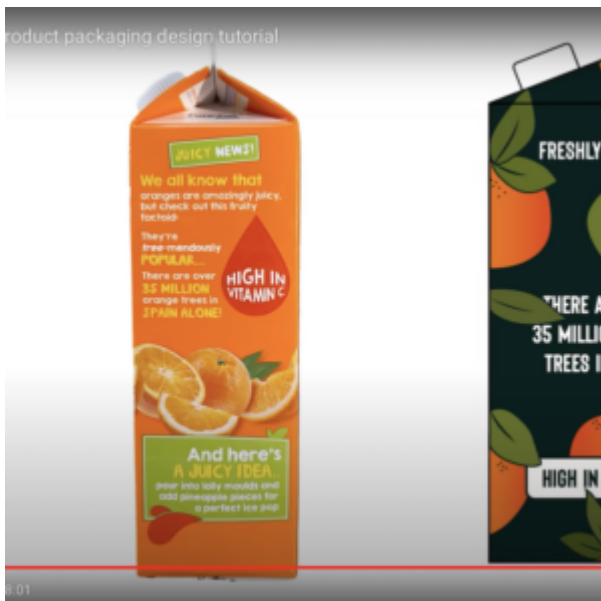
You May Also Like...

Pathway: 2D Drawing to 3D Making



[This is featured in the '2D Drawing to 3D Making' pathway](#)

Talking Points: Packaging Design



What is Typography



Be Inspired by Flowers in a Glass Vase by Jan Davidsz de Heem

This resource looks at 'Flowers in a Glass Vase' by the Dutch painter, Jan Davidsz de Heem (1606-1684), on permanent display at the Fitzwilliam Museum, Cambridge, and how it might inspire your own creative responses and experimentation with colour.

Unesco: Celebrating the Power

of Making!

Inspired by Paula's recent rousing film, 'It's in Our Hands', artist Jan Miller pulled images together from her own teaching to illustrate the things the children in her classroom do with their hands

Exploring Primary Colours and Progressing from Powder Paint to Gouache and Acrylic

This resource is based on methods shared, during an AccessArt InSET session, for primary school teachers at New Hall School, Chelmsford, to ultimately enable their pupils to develop colour skills. Teachers explored using their intuition and experience to mix primary colours, creating coloured swatches, that matched the colours of spring flowers, whilst comparing painting mediums. By Sheila Ceccarelli

Paint, Colour and Autobiographical Imagery

Detached and Timeless Painting Workshop by Sara Dudman

Emma Copley – Painting a Still Life and Seeing Colour

Colour Mixing with Cyan, Magenta and Yellow Colour Mixing

Teenagers enjoy drawing spring blossoms and colour mixing.
[Full AccessArt Members Only](#)

Colour Mixing with Cyan Magenta Yellow

Teenagers experiment with mixing Cyan, Magenta and Yellow to reproduce colours from nature. [Full AccessArt Members Only](#)

Drawing Bubbles

Teenagers explore drawing by blowing bubbles! [Full AccessArt Members Only](#)

Sue Gough: Making a Layered Drawing

Idea for making a layered drawing based upon the work of artist Sue Gough.

Acrylic Painting: 'Food, Glorious Food'

Inspired by food – simple still lifes in acrylic.