

Playing With Perspective

[By Joe Gamble](#)

This resource reframes the traditional view that drawing "perspective" is a technical exercise involving horizon or vanishing points. This simple drawing activity aims to highlight that perspective is different for all of us and that seeing and drawing can ground us in our space.

"Even if we are both standing in the same place, we're not quite seeing the same thing." - David Hockney

[Log in](#) below to access the full resource.

	Please log in here to access full content.	
Username	<input type="text"/>	
Password	<input type="password"/>	
	<input type="button" value="Login"/>	<input checked="" type="checkbox"/> Remember me
	Forgot Password	

To access all content, I would like to join as...

An Individual



Creative practitioners, educators, teachers, parents, learners...

From £3.50

An Organisation...



Schools, Colleges, Arts Organisations: Single and Multi-Users
From £42

AccessArt is a UK Charity and we believe everyone has the right to be creative. AccessArt provides inspiration to help us all reach our creative potential.

You May Also Like...

Other Resources by Joe Gamble



Adapting AccessArt: Colour and Composition



Thoughtful Mark making



Deconstructing to Help You See

You May Also Like

ten minutes, five times a week



the drawing journey



all drawing resources



Drawing with Soft Pencils



DALER ROWNEY

You May Also Like

**Shells: Observational and Imaginative
Drawing**



All graphite resources



introduction to graphite



Introduction to Graphite

The Art Of Zines

You Might Also Like...

Pathway: Print & Activism

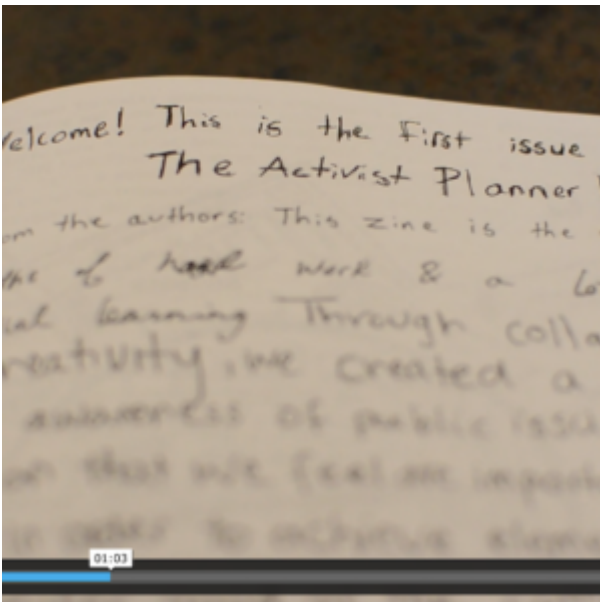


[This is featured in the 'Print & Activism' pathway](#)

Talking Points: Luba Lukova




Talking Points: What is a Zine?



Making Large Scale, Screenprinted, Collaged, Co-Created Campaign Posters!



Making an Artist's Book



Book Artists



Lino Printing Inspired by Gestural Drawings

**Finding Marks Through
Drawings Made by Artists**

**See This Resource Used In
Schools**



You May Also Like...

Pathway: Typography and Maps



[This is featured in the 'Typography and Maps' pathway](#)

Pathway: Cloth, thread, paint



[This is featured in the 'Cloth, Thread, Paint' pathway](#)

Session Recording: Finding Marks Made by Artists



Mark-Making & Sound: Part One

You May Also Like...

Pathway: Music and art




[This is featured in the 'Music and Art' pathway](#)

Mark Making & Sound: Part Two



Mark Making & Sound: Part Three



Drawing to a Slow Rhythm



Inspired by Miro



Drawing to Music



Making a Scroll Drawing

Unesco: Celebrating the Power of Making!

Inspired by Paula's recent rousing film, 'It's in Our Hands', artist Jan Miller pulled images together from her own teaching to illustrate the things the children in her classroom do with their hands

Foreshortened Sketches

Pastel and Rubber Chiaroscuro Drawings

Spotting Potential and Nurturing a Young Talent

You May Also Like...

**Visual Arts Planning Collections:
Portraits**



Assessment & Progression



Introduction to 'Tone'

by Hester Berry

Life Drawing Inspired by “Where the Wild Things Are”

**See This Resource Used
In Schools...**





You May Also Like...

**Pathway: Drawing and Making
Inspired by Maurice Sendak**



[This resource is featured in the](#)

'Drawing and Making Inspired by Maurice Sendak' pathway

talking points: maurice sendak



Beginning with Bones

In a workshop led by artist Melissa Pierce Murray, teenagers make observational drawings of a 1/4 life size model of a skeleton to understand the structure of the human body. Students looked at how artists used armatures, including Alberto Giacometti and Henri Matisse.

Composite Still Life Studies in Candlelight

Drawing as a Tool for Wellbeing at Chesterton Community College, Cambridge

Continuous Line Drawing Exercise

Many thanks to AccessArt Young Artist Alex Tunstall for composing the music for the video in the Continuous Line Drawing Resource.

The Geometry of Chickens!

See This Resource Used
In Schools...



