

# Journeys

Melissa Pierce Murray explores the theme of Journeys with teenagers. Inspired by the work of Kandinsky, teenagers explored how to capture the tone, texture and feel of a place or a movement.

---

## Japanese Sushi Inspires Our Art

Jan Miller leads a project enabling children to explore materials and learn from another culture by creating colourful, large-scale mixed media drawings inspired by food from Japan. This activity is suitable for older KS1 and KS2 children.

---

## Taking on the Inktober Challenge

Artist Morag Thompson Merriman taking on the Inktober Challenge and generously shares her process with AccessArt.

---

# **How to Make Beautiful, Liquid Drawings Inspired by Degas**

This resource looks at drawings by the French artist, Edgar Degas (1834-1917), and how to enable the production of beautiful, 'inky drawings' in the classroom. This resource was created in collaboration with AccessArt and the Fitzwilliam Museum, Cambridge.

---

## **An Exploration of Artwork by Shepard Fairey**

---

## **Screen Printing with Screen Mesh: Screen Printing Hack**


---

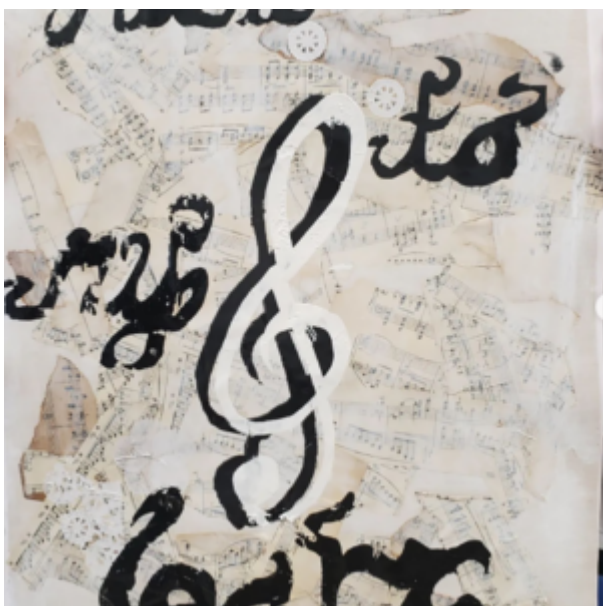
## **Teenagers Make Propaganda Art**

# Inspired by Shepard Fairey

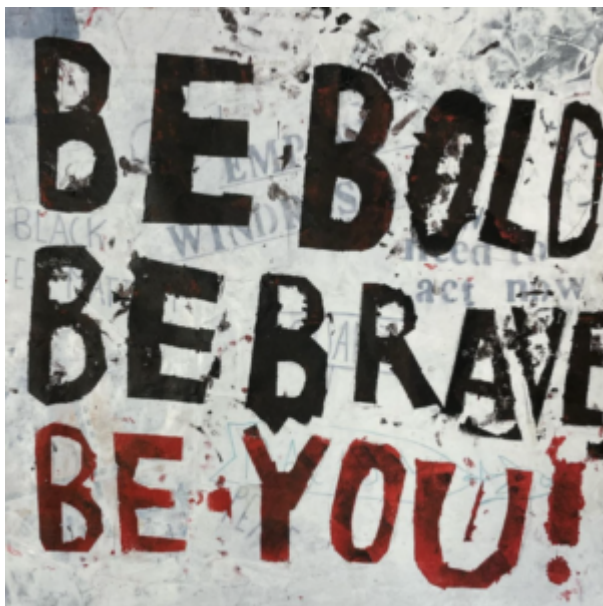
# See This Resource Used In Schools...











FOR  
YOUR  
RIGHTS

BE CONFE...

I'll give you what you want  
Just give him a little  
More... more... more...

The last school... and  
He wanted to be...

Kingston

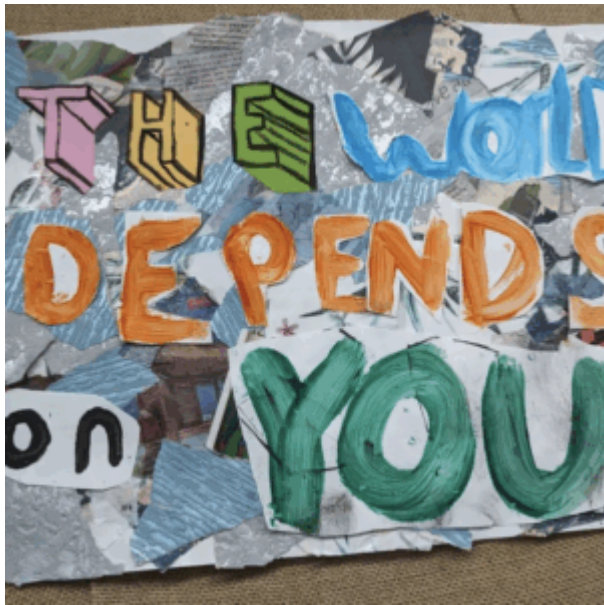
WHAT WE NEED TO HAPPEN

Jamaica

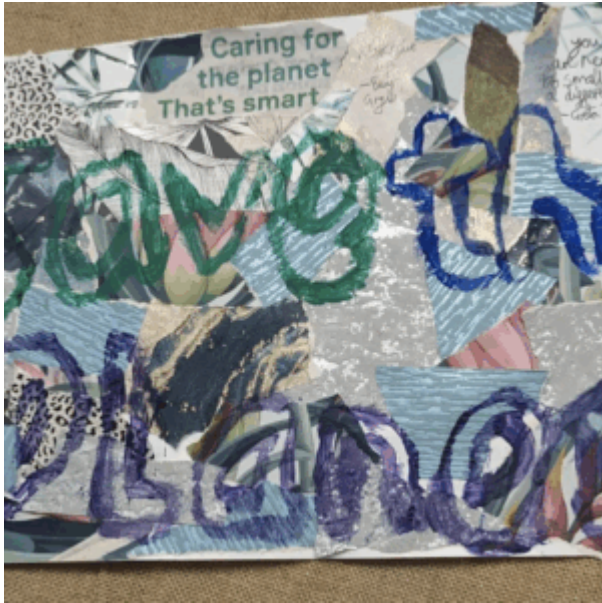
Maroon Completed  
Hauton School for girls

Procedure









## You May Also Like...

Pathway: Print & Activism



[This is featured in the 'Print & Activism' pathway](#)


Talking Points: Luba Lukova



## Talking Points: Faith Ringgold



## Talking Points: Kate DeCiccio



## **Talking Points: Shepard Fairey**



---

**Making Sculptural “Wild Things” (Session 2 & 3)**

**See This Resource Used In  
Schools...**









## You May Also Like...

**Pathway: Drawing and Making Inspired by Maurice Sendak**



[This resource is featured in the 'Drawing and Making Inspired by Maurice Sendak' pathway](#)

**talking points: maurice sendak**



**session recording: exploring modroc**




---

**Shared Ink Drawing Inspired  
by “Where the Wild Things  
Are”**

**See This Resource Used In  
Schools...**







## You May Also Like...

**Pathway: Drawing and Making Inspired by Maurice Sendak**



This is featured in the 'Drawing and Making Inspired by Maurice Sendak' pathway

**Pathway: Making Animated Drawings**



This is featured in the 'Making Animated Drawings' pathway

**talking points: maurice sendak**



---

## **Working with Ink**

In this one hour session, led by artist Melissa Pierce Murray, students explore techniques and properties of Quink and Black India Inks, and how to build up a drawing using the medium.

---

## **Making an Ink and Wax Village with Pupils in Mansfield**

---



# Wax Resist Autumn Leaves by Rosie James

See This Resource Used In Schools...






# You May Also Like...

**Pathway: Explore and Draw**



[Featured in the 'Explore and Draw' Pathway](#)

**Talking Points: Artists as Collectors and explorers**



## Talking Points: What is Composition



---

## Wave Bowls

In this session children make 'wave bowls' with Paula Briggs – a session where the pieces literally 'come together'.

---

## Ink & Foamboard Architecture

Inspired by "Amphis" by Folke Köbberling and Martin Kaltwasser at Wysing Arts Centre, this post shares how the children went on to make architectural models based upon their exploration with Paula Briggs.

---



# Graphic Inky Still Life!

See This Resource Used In  
Schools...





# You Might Also Like...

## Pathway: Exploring Still Life



[This is featured in the 'Explore Still Life' pathway](#)

## Talking Points: Paul Cezanne



**talking points: Contemporary still life**



**talking points: Flemish and Dutch Still Life Painters**



---



# Using Sketchbooks to Take Ownership of Ideas

---

## Drawing Into Space with Melissa Pierce Murray

In this session, artist Melissa Pierce Murray invited students to create three-dimensional drawings from tape, string and paper, using the entire room as our canvas.

---

## Inky Objects with Melissa Pierce Murray

In this workshop I introduced the idea of thinking of the piece of paper as an object to shape, rather than a picture plane to fill.

---

## Teenagers Paint a Canvas with

# Scolaquip

---

## Landscape Painting: Tone in the Landscape