

Teenagers Write A Letter, A Postcard, A Poem or A Narrative in Invented Text

By [Sheila Ceccarelli](#)

Teenagers were invited to write a letter, a postcard or a poem, either to themselves, or about anything at all, but not to be written in actual, 'legible' letters, but instead marks and invented text.

All I did was provide a few materials from which the teenage artists could choose any.

The initial idea for this session was planted by the wonderful AccessArt contributor, [Sue Gough](#).



	Please log in here to access full content.
--	--

Username	<input type="text"/>
Password	<input type="password"/>
	<input type="button" value="Login"/> <input checked="" type="checkbox"/> Remember me
	Forgot Password

To access all content, I would like to join as...

An Individual



Creative practitioners, educators, teachers, parents, learners...

From £3.50

An Organisation...



Schools, Colleges, Arts Organisations: Single and Multi-Users
From £42

AccessArt is a UK Charity and we believe everyone has the right to be creative. AccessArt provides inspiration to help us all reach our creative potential.

What is a Canvas? Exploration Activity

Early Primary Sketchbook Exploration

**Our River – Year Five Pupils
Build a Communal Drawing in
Four Steps**

**Teachers Make Mark Making
Tools and ‘Battle it Out’
with Ink on a Spring InSET
Day**

**Red to Green: Wax Resist and
Scruffito**


Aspire to Create: Inspired by Nature & Empowered by Creativity – Red to Green

One: Casting



Exploring mark making into wet clay, mould making, mixing and pouring plaster

Two: Patterns in Nature, Line and Wire



Using drawing to look at designs and patterns in nature to inspire the creation of wire sculpture

Three: Taking Rubbings and Making Compositions



Recording the surrounding world by taking rubbings

Four: Block Printing



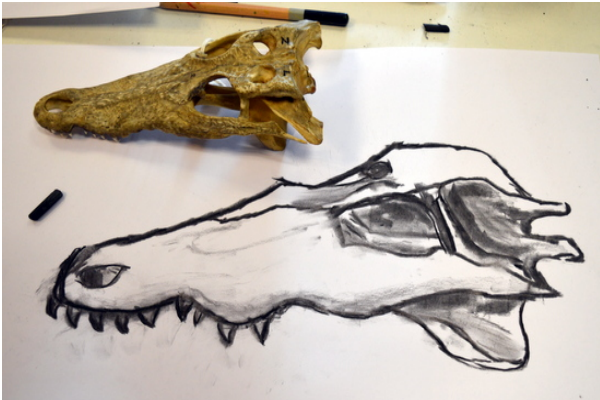
Learners are introduced to block printing

Five: Monoprinting




Exploring texture, pattern and mark making through monoprinting

Six: Steps to Observational Drawing



Four steps to enabling observational drawing

Seven: Making Sculpture



Learners explore sculptural principles of form, space and balance

Eight: Wax Resist and Scraffito



Introducing colour with wax resist and scraffito techniques



**Printing at Battyeford
Primary, Inspired by Hester
Cox**

Illustrating Jabberwocky'

'The

In this resource, AccessArt contributor Eleanor Somerset, illustrates how she worked with a group of 7-10 year old pupils and another of 10-15 year old budding artists, at the Little Art Studio in Sheffield, on a series of workshops to illustrate Lewis Carroll's The Jabberwocky.

Making and Drawing Birds

creating decorative designs from birds:
markmaking, texture and pattern



In the Company of Birds



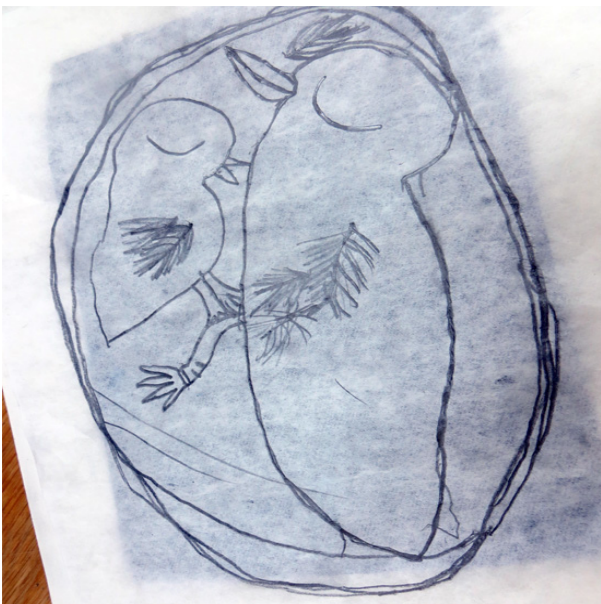
nest




Rowan: Making a Clay Bird from a Mould



dragons and birds in eggs: hidden and revealed



making birds! sculptural ideas for primary schools



Sculptural Birds in Flight by Teenage Makers



rook: transforming materials



Printing at Battyford Primary, Inspired by Hester Cox



‘Flock’ at Prospect House School, Inspired by Veronica Lindsay-Addy



book transformation: flock of birds



drawing birds with mixed media: creating effects with oil pastels, crayons and ink washes



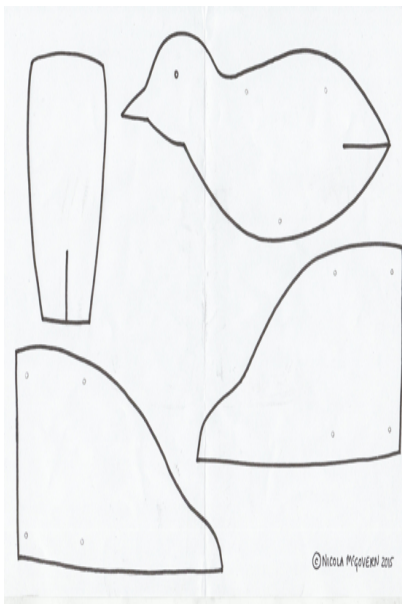
‘Dawn Chorus’ by Marcus Coates



Colourful Sculptural Birds by Pupils at Donhead Preparatory School



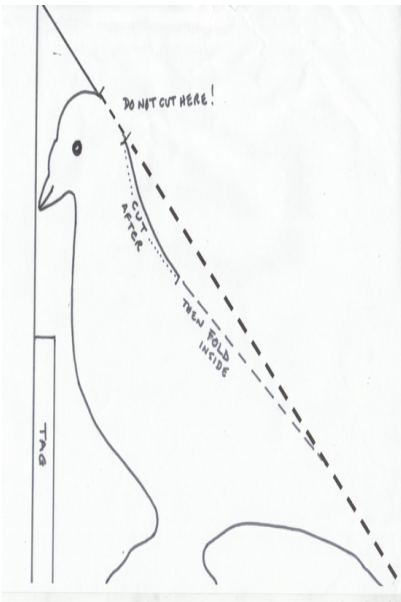
Priscilla the Puffin: Make a Simple Bird Mobile



How to Make a Simple Origami Bird by Melanie Johns



Paper Pidgeon Project



**‘Birds in the Trees’ by Pupils at
Battysford Primary School**



Brave Young Makers: Year Three Pupils at Ridgefield Primary Transform materials into Birds and Insects



making modroc sculpture



cantus articus (Concerto for birds and orchestra) Op.61: Images Inspired by Music



Perseverance, Determination and Inventiveness: Building Nests



**Wax Resist with Coloured Inks
and Sgraffito on Foamboard**

**Sketching from a Source and
Using Photocopies to Develop
a Sketchbook Approach**

Making Big Monotypes with Sheila Ceccarelli

Drypoint Etching

You May Also Like...

Visual Arts Planning Collections:
Portraits



kitchen lithography



video enabled printmaking resources



VIVID Young Creatives: Hannah Webb and Anne Struebel at

Witchford Village College

Hedgerow Art by Sara Dudman

See This Resource Used In
Schools...









Drawing Materials Sample Cards

Drawing project to create sample drawing material cards which can be used for future reference and inspiration. [Full AccessArt Members Only](#)

Designing Wallpaper!

Using photocopied drawings to design wallpaper! [Full AccessArt Members Only](#)

Drawing Shells On Loan From The University Museum of Zoology, Cambridge

Teenagers experiment to make small marks in pencil or ink of shells on loan from the University Museum of Zoology, Cambridge

See Three Shapes

A simple exercise with Indian ink to help children see and convey simple forms in drawing.