

Adapting AccessArt: Woolly Scarves and Long Sketchbooks

By [Tobi Meuwissen](#)

In this activity, [inspired by](#) AccessArt resource [Using Pastel to Capture Texture](#), children explored using oil pastels, wax crayons and graphite sticks to create rubbings, capturing the bright colours and woolly textures of scarves, and developing those rubbings into a final concertina sketchbook collage.

This activity was delivered to a group of five-year-old children and offers many opportunities for adaptation to extend learning for older children. If being used in schools, it will need two 1-hour sessions.

Thank you to the children of [West Didsbury CE Primary School](#) who took part in this workshop.

[Log in](#) as a member to access the full resource.



	Please log in here to access full content.	
Username	<input type="text"/>	
Password	<input type="password"/>	
	<input type="button" value="Login"/>	<input checked="" type="checkbox"/> Remember me
	Forgot Password	

To access all content, I would like to join as...

An Individual



Creative practitioners, educators, teachers, parents, learners...

From £3.50

An Organisation...



Schools, Colleges, Arts Organisations: Single and Multi-Users
From £42

AccessArt is a UK Charity and we believe everyone has the right to be creative. AccessArt provides inspiration to help us all reach our creative potential.

You May Also Like...

Using pastel to capture texture



collaging with wax crayon rubbings



concertina landscapes



Adapting AccessArt: Colour and Composition

You May Also Like

Manipulating Forms in Landscape Painting



Layered Colour Gestural Drawing



Cut Paper Collage Still Life



Adapting AccessArt: Monoprint and Painting: The Great Fire of London

**See This Resource Used In
Schools**






You May Also Like

7 & 8 Year Olds Explore MonoPrinting & Oil Painting




Monoprinting with Oil Pastel and Carbon Copy Paper



Working in a Studio

You Might Also Like...

Artist Studio Series



Talking Points: Artists as Collectors and Explorers




Explore Contemporary Artists, Designers and Makers



Manipulating Forms in Landscape Painting


See How This Resource Is Used in Schools...





Kent landscape







You Might Also Like...

Landscape Painting: Plein Air Painting



Working With and In the Landscape



Painting The Storm



Alternative Fashion

You Might Also Like...

2d and 3d Fashion Designs using Painted Paper



Barbie and Ken Transformation



Puppets Inspired by Historical Paintings



Sculptural

Environments

Inspired by Hockney

See This Resource Used In Schools...





Nests: Materials, Tools Testing and Sketchbooks

See This Resource Used In
Schools...



You May Also Like...

Pathway: Sculpture, Structure,
Inventiveness & determination



[This is featured in the 'Sculpture, Structure, Inventiveness & Determination' pathway](#)

Talking Points: What can we learn from birds



Drawing source material: nests



Nursery Night Time Collage

Inspired by the AccessArt Village, artist Rachel Thompson works with pre-school aged children in St Matthew's Nursery School, Cambridge to make their very own night time scenes with collage and wax-resist.

Teachers Explore Pattern, Shape & Texture with Charcoal, Graphite, Masking Tape and Pastels

An introduction to pattern, shape and texture with charcoal and graphite, and an opportunity for teachers to break down any preconceived ideas about what drawing is and who drawing processes is for

Arts and Minds: Drawing for Mindfulness

The August Creative Challenge Gallery – Week Four

Year Three Pupils Explore Stencils, Composition and Expressive Mark Making with Oil Pastels

You May Also Like...

Pathway: working with shape and colour



[This is featured in the 'Working with Shape and Colour' pathway](#)

Talking Points: Henri Matisse Cut Outs



Talking Points: Romare Bearden

...**What** I have tried
to do in my collages is
bring the Afro American
experience into art and
**GIVE IT A
UNIVERSAL
DIMENSION.**

Red to Green: Wax Resist and Scruffito


Aspire to Create: Inspired by Nature & Empowered by Creativity – Red to Green

One: Casting



Exploring mark making into wet clay, mould making, mixing and pouring plaster

Two: Patterns in Nature, Line and Wire



Using drawing to look at designs and patterns in nature to inspire the creation of wire sculpture

Three: Taking Rubbings and Making Compositions



Recording the surrounding world by taking rubbings

Four: Block Printing



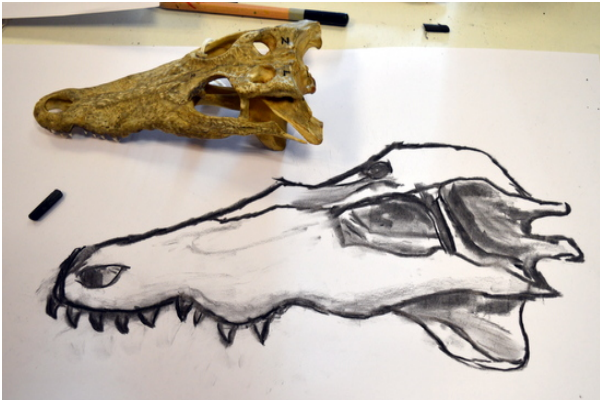
Learners are introduced to block printing

Five: Monoprinting




Exploring texture, pattern and mark making through monoprinting

Six: Steps to Observational Drawing



Four steps to enabling observational drawing

Seven: Making Sculpture



Learners explore sculptural principles of form, space and balance

Eight: Wax Resist and Scraffito



Introducing colour with wax resist and scraffito techniques



Using Pastels to Capture Texture

Using soft pastel and graphite in an intuitive way to capture a sense of texture. [Full AccessArt Members Only](#)

Sculptural Pots

Scraperboard Lookalikes

Woodcut

Making simple scraper board drawings with oil pastel and acrylic paint, which take on the appearance of woodcuts. [Full AccessArt Members Only](#)

Bad Cat: Inspiration for Art Week

You May Also Like...

Visual Arts Planning Collections:
Literacy



the making of rabbit, cactus, accident



Making Broadway Market



Drawing Materials Sample Cards

Drawing project to create sample drawing material cards which can be used for future reference and inspiration. [Full AccessArt Members Only](#)