

Fabulous Fish

Fabulous Fish was a Brilliant Makers workshop, for year four pupils, led by Sheila Ceccarelli, raising ocean awareness at Ridgefield Primary School, Cambridge.

Wave Bowls

In this session children make 'wave bowls' with Paula Briggs – a session where the pieces literally 'come together'.

Collagraphs Inspired by Architecture

Ink & Foamboard Architecture

Inspired by "Amphis" by Folke Köbberling and Martin Kaltwasser at Wysing Arts Centre, this post shares how the children went on to make architectural models based upon their exploration with Paula Briggs.

Under the Ocean Mirrors

This was an afternoon session for year four pupils at Ridgefield Primary School, Cambridge, and part of AccessArt's Brilliant Makers Club, a campaign supporting and championing making experiences in schools. By Sheila Ceccarelli

Making Shells

This was an afternoon session for year four pupils at Ridgefield Primary School, Cambridge, and part of AccessArt's Brilliant Makers Club, a campaign supporting and championing making experiences in schools. This session was aimed at children who love making, and was limited to eight pupils, to allow for a rich, and rewarding experience and plenty of time to play with, and explore materials.

Graphic Inky Still Life!

See This Resource Used In Schools...





You Might Also Like...

Pathway: Exploring Still Life



[This is featured in the 'Explore Still Life' pathway](#)

talking points: Flemish and Dutch Still Life Painters



Talking Points: Paul Cezanne



talking points: Contemporary still life



Making Boats that Float Out of Everyday Materials

What Makes a Boat Float? This was an afternoon session for year four pupils at Ridgefield Primary School, Cambridge, and

part of AccessArt's Brilliant Makers Club, a campaign supporting and championing making experiences in schools. By Sheila Ceccarelli

Sculptural Constraints Workshop by Susie Olczak

This workshop, for students at AccessArt's Experimental Drawing Class, looked at the idea of the constraints that might come up when creating a sculpture for a gallery or public space, and hoped to give a sense, that often the things that might initially hinder a project, can actually be a source of inspiration and good starting points for creativity.

Self Portrait in Acrylic

You May Also Like...

**Visual Arts Planning Collections:
Portraits**



project 13



The Geometry of Chickens!

See This Resource Used In Schools...



Graphite Sketches of Artist

Retreats

You May Also Like...

Pathway: Mixed Media Land and city scapes



[This is featured in the 'Mixed Media Land and City Scapes' pathway](#)

Talking Points: Kittie Jones



Talking Points: Vanessa Gardiner




Talking Points: The Shoreditch Sketcher



Backwards Forwards Drawing Exercise

You May Also Like...

Pathway: Exploring the world through mono print



This is featured in the 'Exploring The World Through Mono print' pathway

Drawing Large



Drawing small



Using Sketchbooks to Take Ownership of Ideas

Conquering SATs Stress with Seats

After two terms of sitting on the same blue chairs being taught (and taught very well!) the same curriculum, artist, Paula Briggs wanted to remind these year six children, that they were all individuals with different areas of skills and unique personalities and that they were all valued as such.

“Heart-Work” an Arts and Wellbeing Project for Young People

Arts and Minds: Time to Introduce Ourselves – A Sculpture Challenge



Arts and Minds: A ‘Heart-Work’ Conversation




Arts and Minds: Asemic Writing and Invented Text



Feeling Through Drawing



Drawing for Mindfulness




Arts and Minds: Expressive Monoprinting on a Big Scale




Constructing the World with Collage



Building to the Limit



Manipulating Clay with Water



Landscape Painting:
Expressive Mark Making

Exploring Casting with Latex Animal Moulds

Paula Briggs describes how one of her first experiences of understanding the casting process was through the use of latex moulds and fine casting plaster (plaster of Paris) and how exciting it was to reveal the plaster forms!

Quick Guide to Mixing Plaster

Drawing Into Space with Melissa Pierce Murray

In this session, artist Melissa Pierce Murray invited students to create three-dimensional drawings from tape, string and paper, using the entire room as our canvas.