

Adapting AccessArt: Pattern and Colour

[By Yu-Ching Chiu](#)

In this resource, artist and artist educator Yu-Ching Chiu shares her adaptation of the [Collecting Colour](#) resource from the [Exciting Colour](#) series, to give her pupils the opportunity to learn about colour, composition and explore the screenprinting technique. Yu-Ching works across pre-university Foundation level, however, her adaptations could be translated across a variety of ages.

[Join AccessArt](#) to access the full resource.



	Please log in here to access full content.
Username	<input type="text"/>
Password	<input type="password"/>
	<input type="button" value="Login"/> <input checked="" type="checkbox"/> Remember me
	Forgot Password

To access all content, I would like to join as...

An Individual



Creative practitioners, educators, teachers, parents, learners...

From £3.50

An Organisation...



Schools, Colleges, Arts Organisations: Single and Multi-Users
From £42

AccessArt is a UK Charity and we believe everyone has the right to be creative. AccessArt provides inspiration to help us all reach our creative potential.

You May Also Like...

Screenprinting in the classroom



SCREENPRINTING USING OVERLAID PATTERN



exciting colour



Creating Repeat Patterns With Rachel Parker



Illustrating a Book: The

Making of Rabbit, Cactus, Accident

What We Like About This Resource...

"I really like how Yu-Ching's process combines hand-drawing and painting, before moving across to digital. Combining those processes ensures that the illustrations retain a very warm, tactile look to them, but the digital element refines the imagery. We really like what Yu-Ching says about the benefits of silent books being universally understood and feel that the benefits and challenges of not using words means that the imagery has to be really clear, which encourages lots of exciting creative problem-solving." – Tobi, AccessArt


You May Also Like...

Creating a Storyboard and dummy book



Drawable: the 3 Panel Challenge

3.



Drawable: My Tiger Sketchbook



Illustrating The Jabberwocky



Egg Box Gargoyles

You May Also Like...

**Visual Arts Planning Collections:
Cardboard and paper**



Making a Sculptural Modroc Mask

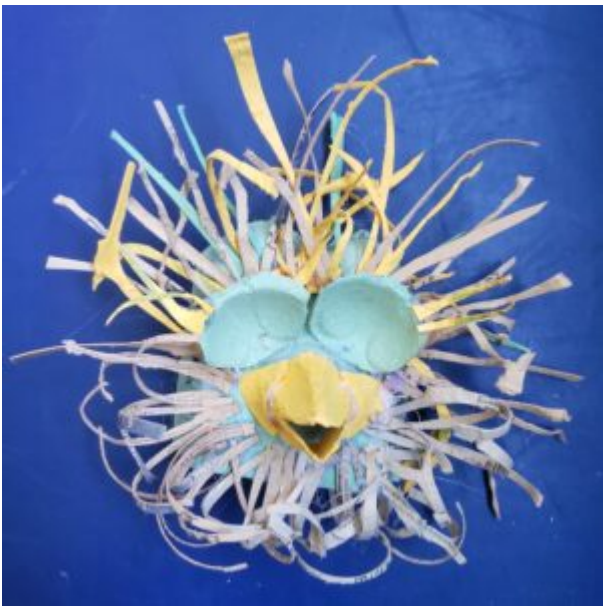


Making a Mask from Sticks and Tissue Paper



**See This Resource Used in
Schools...**





Adapting AccessArt: Egypt in Ink

See This Resource Used In Schools...









You May Also Like...

Graphite



ink



Graphic inky still life



Ice Worlds

You May Also Like...

Pathway: Using Art To Explore Global Issues



[This resource is featured in the 'Using Art To Explore Global Issues' pathway](#)


Drawing Source material: ice



Talking Points: Drawn To Antarctica



Mini world Lightboxes



Sketch Your World: Materials

An Introduction to Gel Plate Printing

Clay Pens

You May Also Like

EYFS Curriculum



fruit pinch pot



how to clay play



**Adapting AccessArt: Stone Age
Clay Play**

See This Resource Used In Schools...





You May Also Like

fruit pinch pot



clay pens



how to clay play



Magic Caring Box

**Our Creative Community:
Plates Inspired by Janine
Burrows**

**Our Creative Community:
Inspired by Samantha Bryan
Part One**

**Our Creative Community:
Preparing Screens**

**Our Creative Community:
Inspired by Nigel Hoyle**

Angry Cat, Calm Cat


Mobile Construction Methods

You May Also Like...

Pathway: Explore Sculpture Through Making a Mobile



Heavy/Light Mobile – Drawing and Making



Coat-hanger Shells



**Adapting AccessArt: Playful
Making Inspired by Nnena Kalu**

You May Also Like

Roots to shoots



Prompt cards for making



coat-hanger shells




Adapting AccessArt: Monoprint and Painting: The Great Fire of London

You May Also Like

**7 & 8 Year Olds Explore MonoPrinting &
Oil Painting**



Monoprinting with Oil Pastel and Carbon Copy Paper



Working in a Studio

You Might Also Like...

Artist Studio Series



Talking Points: Artists as Collectors and Explorers




Explore Contemporary Artists, Designers and Makers



Manipulating Forms in Landscape Painting

**See How This Resource Is Used
in Schools...**





You Might Also Like...

Landscape Painting: Plein Air Painting



Working With and In the Landscape



Painting The Storm

