

# Transformation Cardboard and...

## Project:

Artist Andrea Butler shows how to explore simple design and construction using cardboard and jewellery.

---

## A Wealth of Materials in Scrapstores

printmaking with salvaged sticky back  
aluminium foil, mixed media and cardboard



Make a sketchbook, an ideas book or a  
travel journal this summer!



**pattern and collage a whole school  
workshop at monkfield primary school**




**Sculptural Birds in Flight by Teenage  
Makers**




**Articulated and Animated Drawings by  
Teenagers at AccessArt's Experimental**

## **Drawing Class**



## **A Model Studio by Susie Olczak**



## **Making Sea Sculptures at Culford School, Suffolk**




## **Inspired by Joseph Cornell: Making a**

## Decorative Aviary Box



## Brave Young Makers: Year Three Pupils at Ridgefield Primary Transform materials into Birds and Insects



---

## Making Sea Sculptures at Culford School, Suffolk

Artists Andrea Butler and Sheila Ceccarelli inspire year three pupils to invent their own sculptural sea creatures using simple wrapping and binding techniques with scrap store materials.

---

# **Making a Scarecrow Out of Moss**

---

# **Make a Sketchbook, Ideas Book or Travel Journal this Summer!**

AccessArt's Experimental Drawing Class worked during their final session this term, on making their own books for summer ideas (and delightfully their parents joined in at the end of the session and made their own books too)

---

# **Teenagers Make Prompts to Overcome White Page Syndrome**


Fabulously inspired teenagers at AccessArt's Experimental Drawing Class made prompts to help each other overcome the 'white page syndrome'.

---

# Inspired by Joseph Cornell: Making a Decorative Aviary Box

See This Resource Used In  
Schools...







---

# **A Model Studio by Susie Olczak**

A Model Studio by Susie Olczak: Teenagers explore skills that would be useful in a real life creative working environment

---

## **Painting the Storm, at Bourn Primary Academy**

---

# Making a Collagraph Print by Suzie Mackenzie

---

## Printmaking with Salvaged Sticky Back Aluminium Foil, Mixed Media and Cardboard

---

## Rook – Transforming Materials

Here, artist Paula Briggs shares how she made a Rook for the AccessArt Share-a-Bird-Project

---

## Chimera Drawings into Beautiful Terracotta Tiles

Artist Eleanor Somerset introduces 'Sgraffito': drawing into leather hard red clay tiles to create designs using mark-making.

---

# **Introducing Sgraffito using a Coloured Clay Slip on a Terracotta Tile**

Further explore how to make beautiful sgraffito, or 'scratched drawings' with artist Eleanor Somerset.

---

# **Wax Resist with Coloured Inks and Sgraffito on Foamboard**

---

# **3D Drawing in a Frame**

---

# **How to Roll a Clay Slab**

Ceramic student Lena Peters demonstrates how to wedge clay and roll a clay slab.

---

# Chimera – A Drawing Workshop with Eleanor Somerset

## You May Also Like...

Visual Arts Planning Collections:  
Literacy



Wax Resist with Coloured Inks and  
Sgraffito on Foamboard



**Chimera Drawings into Beautiful Terracotta Tiles**



---

**Manipulating Paper: Turning**

# 2D into 3D

Andrea Butler and Paula Briggs show how to manipulate flat pieces of paper into three dimensional shapes.

---

## Book Transformation: Flock of Birds

See This Resource Used In Schools...





**You May Also Like...**

**Pathway: Making Birds**



[This resource is featured in the 'Making Birds' pathway](#)

**Visual Arts Planning Birds: Making & Drawing**

