

Making Birds! Sculpture Ideas for Primary Schools

By Paula Briggs

These striking birds are easy to make and combine your drawing and making skills. Make one as a pet, or make a whole flock as a piece of sculpture! You could even make them a house to live in or a tree to perch in!

Artists


• Which artists might we look at?

Cathy Miles makes wire sculptures adding found materials for colour and texture: <http://cathymiles.blogspot.com/>

<https://heartgalleryblog.wordpress.com/2011/09/19/meet-the-maker-cathy-miles/>

Diana Beltran Herrera uses paper for her delicate model birds: [Diana Beltran Herrera](#)

This is a great project for children as the actual technique is quite simple yet there's lots of room for experimentation and individuality.



Making birds from card, paper and wire

	Please log in here to access full content.	
Username	<input type="text"/>	<input type="text"/>
Password	<input type="password"/>	<input type="password"/>
	<input type="button" value="Login"/>	<input checked="" type="checkbox"/> Remember me
	Forgot Password	

To access all content, I would like to

join as...

An Individual



Creative practitioners, educators, teachers, parents, learners...

From £3.50

An Organisation...



Schools, Colleges, Arts Organisations: Single and Multi-Users
From £42

AccessArt is a UK Charity and we believe everyone has the right to be creative. AccessArt provides inspiration to help us all reach our creative potential.

Be an Architect! An Introduction to Architecture for Children

A really lovely project which enables an exploration of space and structure. [Full AccessArt Members Only](#)

Making a Stencil from a Picture

Sara and Jasmine, aged 15, share their knowledge of 'How to Make a Stencil' for spray paint with other teenagers. [Full AccessArt Members Only](#)

Making Mummies and Sarcophagi PDF Download

Making Mummies and Sarcophagi PDF explores using modelling, mould making and casting as processes to help make models. Suitable for children.

Accessible Printmaking Techniques PDF Download

The 14 page, fully illustrated PDF explores four main printmaking techniques (Linoprint, blockprint, monoprint and screenprint) which can be used with all ages/abilities, without the need for expensive or high tech materials or equipment.

Drawing Shiny Cutlery with Charcoal


Exploring charcoal as a medium for creating tonal nuances and drawing shiny objects. [Full Access Art Members Only](#)

Withy Sculptures

Making a Carnival Mask

Making Insect Sculptures

See This Resource Used In Schools...





Making a Festival Feast from Modroc

Making a sculptural feast out of mod roc and other materials.
[Full AccessArt Members Only](#)

Making a Marionette

You May Also Like...

Visual Arts Planning Collections: Toys, puppets, dolls



Pop up puppets



animating puppets




Heavy/Light Mobile – Drawing and Making

You May Also Like...

Pathway: Explore Sculpture Through Making a Mobile



Kinetic Mobile Sculpture Workshop with Laura Kohler



Coat-hanger Shells



Making a Blind Contour Drawing

Drawing Water!

Drawings of Inventions Inspired by Leonardo Da Vinci

Thinking through drawing: inventions inspired by everyday objects and by Leonardo Da Vinci's drawings. Using carbon paper as a way to make small mono prints, and making collaged

drawings with graph paper and tracing paper. [Full AccessArt Members Only](#)

Ink Drawings: Making Drawing Tools and Mark Making

Using sepia and indian ink to explore mark making. Includes making your own drawing tools. [Full AccessArt Members Only](#)

Making Modroc Sculpture

Making sculptural pets from modroc.

Acrylic Painting: 'Food, Glorious Food'

Inspired by food – simple still lifes in acrylic.

Gestural Mark Making with Acrylic Paint

Exploring mark making in acrylic paint using variety of tools. This workshop also incorporates drawing and collage and is suitable for even very young children.

Drawings with Mass: Potatoes, Playmobil and Henry Moore

Inspired by drawings by Henry Moore – making weighty drawings with ink, wax and graphite