

# Making Drawings Move

Following on from our [School Full of Characters](#) workshop and the [Drawing Storyboards with Children](#) workshop, we had great fun this week making drawings move. The children loved the new dimension added to their drawings and there were a lot of giggles as the funny faces emerged!



Paper fastener camel

## Sliding Drawings

We didn't do a warm-up this week, just a short demonstration into two ways to make drawings which can move. The first was a sliding drawing.

---

	<b>Please log in here to access full content.</b>	
Username		<input type="text"/>
Password		<input type="password"/>
	<input type="button" value="Login"/>	<input checked="" type="checkbox"/> Remember me

	<a href="#">Forgot Password</a>
--	---------------------------------

To access all content, I would like to join as...

**An Individual**



Creative practitioners, educators, teachers, parents, learners...

From £3.50

**An Organisation...**



Schools, Colleges, Arts Organisations: Single and Multi-Users  
**From £42**

*AccessArt is a UK Charity and we believe everyone has the right to be creative. AccessArt provides inspiration to help us all reach our creative potential.*

---

# See This Resource Used In Schools...









## You May Also Like...

**Pathway: Making Animated Drawings**



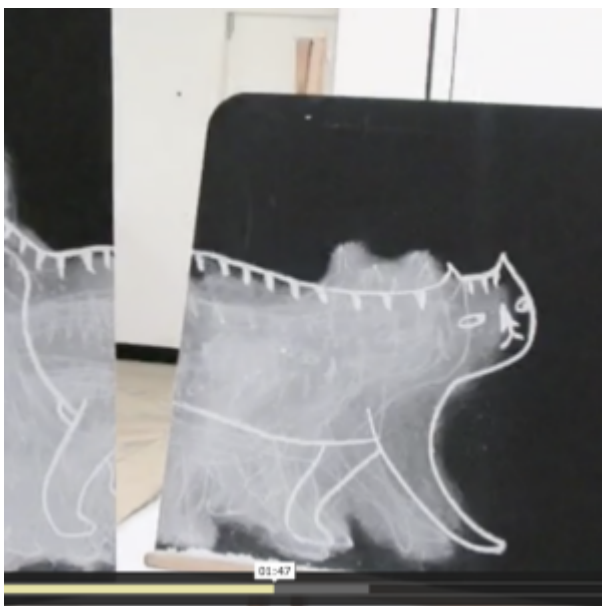
[This is featured in the 'Making Animated Drawings' pathway](#)

**Talking Points: Lauren child**



[See how author and illustrator of Charlie and Lola creates characters](#)

**Talking points: Making drawings move**



[Explore the different ways drawings can move](#)

**Talking Points: Lotte reiniger**





[See how paper cut puppets were used to make the first animations](#)

**Talking Points: paper cut puppets**



[Explore Holly Summerson's showreel](#)

---



# Drawing Feathers: Perfect for Mark Making

How to Draw Feathers inspired by John Ruskin's Peacock Feather. Beautiful sketches resulting from an appropriate warm-up exercise and combinations of drawing materials. Suitable for all ages.

---

## Making Sketchbooks: An Introduction

Making sketchbooks is an excellent way to introduce your group (adults and children) to using a sketchbook. This post describes a variety of simple ways to make your own sketchbooks all of which can help nurture ownership of learning. Highly recommended by teachers across all key stages.

---

## Sketchbook Exercise Ideas: Starting with Magazine Imagery

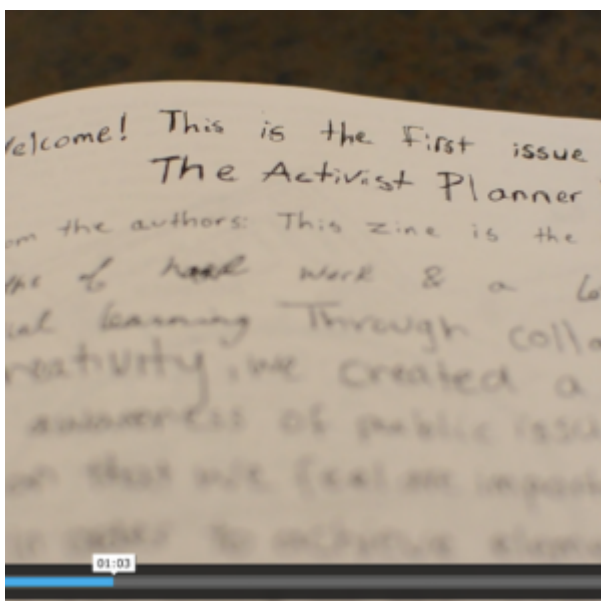
# You Might Also Like...

## Pathway: Print & Activism



[This is featured in the 'Print & Activism' pathway](#)

## Talking Points: What is a Zine?



---

# Doodle Ball: a 3-D Drawing Exercise for Active Learners

Doodle Balls are a great way to experiment with drawing on a 3 dimensional surface. They are also great for active learners – people who need to fiddle or doodle whilst they think. [Full AccessArt Members Only](#)

---

# Sketchbook Warm-Up by Jo Blaker

An ice breaker sketchbook exercise shared by Jo Blaker – perfect for use in school. [Full AccessArt Members Only](#)

---

# Naomi Cotrufo – Mixed Media Embroidery: Story Telling with Pictures

Naomi Cotrufo – mixed media embroidery artist, shares her ideas and images about story telling with pictures.

---

# Sketchbook Journal Ideas

Three artists share their ideas about taking sketchbooks on journeys.

---

## Preparation for Tool Box: List of Materials and Tools

---

## Look Up, Not Down – Portrait Drawing Exercises

## You May Also Like...

Visual Arts Planning Collections:  
Portraits





## **Making a Blind Contour Drawing**



**Inspired by Henri Matisse**



---

## Making Halloween Props – A Gruesome Hand and Witches Nose

---

## Making a Mask from Sticks and Tissue Paper

This resource describes how to make a simple, sculptural children's mask using everyday materials. The mask can be easily adapted to be themed to various times of the year, or used to make masks for performances, assemblies, costumes or puppets. [Full AccessArt Members Only](#)

---

# Finger Palette Portraits – Fingerprint Drawing

Using marks made by fingers to make portraits. [Full AccessArt Members Only](#)

---

## Drawing Cartoon Characters – A School Full of Characters!

### You May Also Like...

Visual Arts Planning Collections:  
Portraits



# DRAWING FROM LIFE & MAKING CARTOON CHARACTERS



## Drawing cartoon animals




---



# Turning Paper into Fur – Creative Drawing Prompts

See This Resource Used In  
Schools...







## You May Also Like...

**Pathway: Making Birds**



[Featured in the 'Making Birds' pathway](#)

---

# Drawing Like a Caveman – Handprint Art

---

## Life Drawing for Children (and acting up a bit!)

Children loved this workshop in which we used props to encourage children to draw each other. [Full Access Art Members Only](#)

---

## Sewn Signature Binding – A Sketchbook Idea

---

## Elastic Band Sketchbook

---



# Drawing Cartoon Animals