

CPD Recording: Exploring Modroc

In this 30 minute session designed to give you a practical and hands-on introduction to an exercise or approach, Paula Briggs and the AccessArt team shows you how you can provide children with the opportunity to use modroc in art lessons.

This recording supports pathways [Telling Stories through Drawing and Making](#) and [Festival Feasts](#), as well as some [additional pathways](#) related to the [AccessArt Primary Art Curriculum](#). In this session you will explore different methods to create armatures as well as best practise for using modroc.

The video below is available to full [AccessArt members](#). Please login to access the video.



	Please log in here to access full content.	
Username	<input type="text"/>	
Password	<input type="password"/>	
	<input type="button" value="Login"/>	<input checked="" type="checkbox"/> Remember me
	Forgot Password	

To access all content, I would like to join as...

An Individual



Creative practitioners, educators, teachers, parents, learners...

From £3.50

An Organisation...



Schools, Colleges, Arts Organisations: Single and Multi-Users
From £42

AccessArt is a UK Charity and we believe everyone has the right to be creative. AccessArt provides inspiration to help us all reach our creative potential.

You May Also Like...

Pathway: Using Art To Explore Global Issue



[This is featured in the 'Using Art To Explore Global Issue' pathway](#)

Pathway: Festival feasts



[This is featured in the 'Festival Feasts' pathway](#)

Pathway: Telling Stories Through Drawing

and Making



This is featured in the 'Telling Stories Through Drawing and Making' pathway

Pathway: Drawing and Making Inspired by Illustrators



This is featured in the 'Drawing and

[Making Inspired by Illustrators' pathway](#)

accessart modroc resources



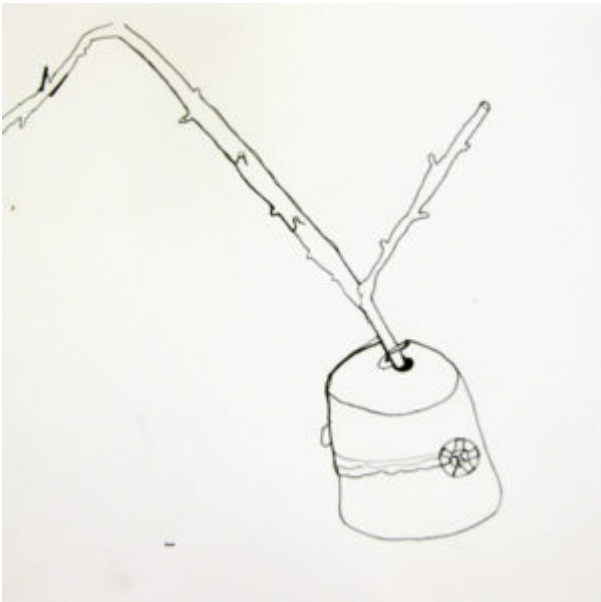
Insect Hotels

You May Also Like

patterns with nature



Continuous Line Drawings of sticks



Making a Mask from Sticks and Tissue Paper



Top Tips for Cardboard Creations

DALER 
ROWNEY



**See This Resource Used In
Schools...**





You May Also Like

Creating a book world



World in a matchbox



Insect hotels



Pedagogy in 250 words: Making is hard



Prop Making for Toys



Artist **Studio**
Scarlett **Rebecca**

Series:

Painting with Poster Paint

“I really like how this resource provides lots of interesting and exciting ways for poster paint to be used. It combines observational drawing and painting with more abstract pattern providing a breadth of exploration. Giving learners the opportunity to explore the properties of poster paint as well as seeing how it responds to different materials will help to nurture imaginations as well as providing support for the development of basic skillsets.” – Rachel, AccessArt

Drawing with Soft Pencils



DALER ROWNEY

You May Also Like

Shells: Observational and Imaginative Drawing



All graphite resources



introduction to graphite



The Blood Bag Project

What We Like About This Resource...

This project combines art and science in innovative and creative ways. It engages children with simple and more complex sewing skills, both hand and machine. The fact that a local artist collaborated on this project, bringing her own set of skills and experience is so valuable for any extended art project, and the children were able to connect with the sensitivity of the subject matter and to empathise with it's message.

You May Also Like

Autumn Floor Textiles



Cloth, Paint, Print: Inspired by Natural Objects



Making Painted & Sewn Landscapes



which artists: merlin evans



Concertina Landscapes

**See This Resource Used In
Schools...**





You May Also Like

Manipulating Forms in Landscape Painting



Imaginary Landscape



Which Artist: Leigh Bowser

Autumn Floor Textiles



DALER 
ROWNEY

Prop Making for Toys

DALER 
ROWNEY



You May Also Like...

Creating a book world



Pedagogy in 250 words: Making is hard



World in a matchbox



Top tips for cardboard creations



Explorer's Books: Collecting Colour

DALER 
ROWNEY



You May Also Like...

T-Shirt Paintings



In this resource aimed at EYFS and SEND groups, learners will have the opportunity to design and wear their own T-shirt

Autumn Floor Textiles



Use a variety of different materials on calico as well as use new techniques such as wax resist

Marbled Hole Punch sketchbooks



Create simple and inexpensive sketchbook
made up of old paper

**Collaging with Wax Crayon
Rubbings**

DALER 
ROWNEY



**See This Resource Used In
Schools**





You May Also Like...


Transforming Objects



Autumn Floor Textiles



Imaginary landscapes



Repeat Pattern Printing
Roller

DALER ROWNEY




You May Also Like...

Printing with string



Explore 3 different methods of printing with string

Modroc Plasterboard



Mold modroc over found materials to create textured plasterboards

Exploring A Midsummer Night's Dream: Making Magic Spells

Exploring A Midsummer Night's Dream: Creating a Forest Collage Part Two

Exploring A Midsummer Night's Dream: Creating a Forest Collage Part One

Exploring A Midsummer Night's Dream: Costume Design for Bottom

See This Resource Used in Schools...





Introduction to Chalk Pastels

Drawing With Your Feet

What We Like About This Resource

"I love this resource because I can picture the energy in the classroom whilst students enjoy the process of mark-making using their feet. Creating drawings with parts of the body other than hands can be really freeing; students will hopefully

look at their drawings in a less critical way, with the emphasis of the activity being more about the process than the outcome. It might be a nice addition to use a viewfinder to zoom in on areas where the marks collide in interesting ways” – Tobi, AccessArt.