

Insect Hotels

By [Tobi Meuwissen](#)

In this two-part resource exploring making and drawing, students will have the opportunity to create insect hotels using natural materials sourced from their local area. They will go on to create drawings inspired by their insect hotels, experimenting with different materials and mark-making. This activity can be adapted for age groups and can be linked to curriculum topics in science, such as mini beasts and habitats.

[Become a member](#) to access the full post below.



	Please log in here to access full content.
Username	<input type="text"/>
Password	<input type="password"/>
	<input type="button" value="Login"/> <input checked="" type="checkbox"/> Remember me
	Forgot Password

To access all content, I would like to join as...

An Individual



Creative practitioners, educators, teachers, parents, learners...

[From £3.50](#)

An Organisation...



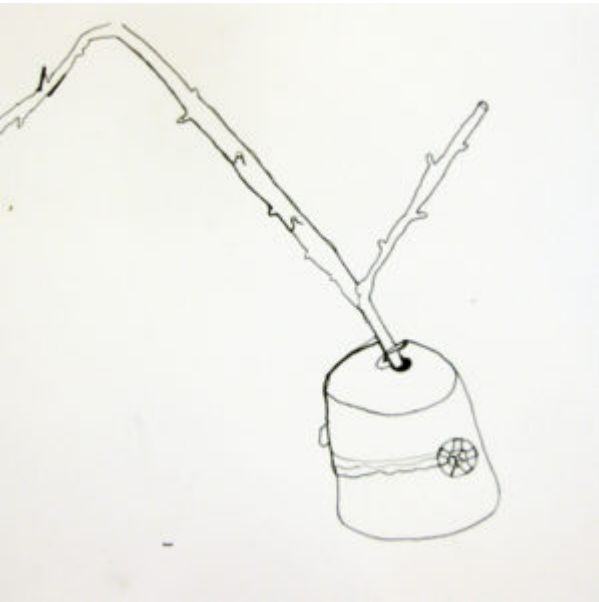
Schools, Colleges, Arts Organisations: Single and Multi-Users
From £42

AccessArt is a UK Charity and we believe everyone has the right to be creative. AccessArt provides inspiration to help us all reach our creative potential.

You May Also Like
patterns with nature



Continuous Line Drawings of sticks



Making a Mask from Sticks and Tissue Paper



Top Tips for Cardboard Creations

DALER 
ROWNEY



See This Resource Used In Schools...





You May Also Like

Creating a book world



World in a matchbox



Insect hotels



Pedagogy in 250 words: Making is hard



Prop Making for Toys



Artist **Studio**
Scarlett **Rebecca**

Series:

Painting with Poster Paint

“I really like how this resource provides lots of interesting and exciting ways for poster paint to be used. It combines observational drawing and painting with more abstract pattern providing a breadth of exploration. Giving learners the opportunity to explore the properties of poster paint as well as seeing how it responds to different materials will help to nurture imaginations as well as providing support for the development of basic skillsets.” – Rachel, AccessArt

Drawing with Soft Pencils



DALER ROWNEY

You May Also Like

Shells: Observational and Imaginative Drawing



All graphite resources



introduction to graphite



The Blood Bag Project

What We Like About This Resource...

This project combines art and science in innovative and creative ways. It engages children with simple and more complex sewing skills, both hand and machine. The fact that a local artist collaborated on this project, bringing her own set of skills and experience is so valuable for any extended art project, and the children were able to connect with the sensitivity of the subject matter and to empathise with it's message.

You May Also Like

Autumn Floor Textiles



Cloth, Paint, Print: Inspired by Natural Objects



Making Painted & Sewn Landscapes



which artists: merlin evans



Concertina Landscapes

**See This Resource Used In
Schools...**





You May Also Like

Manipulating Forms in Landscape Painting



Imaginary Landscape



Which Artist: Leigh Bowser

Autumn Floor Textiles



DALER 
ROWNEY

Prop Making for Toys

DALER 
ROWNEY



You May Also Like...

Creating a book world



Pedagogy in 250 words: Making is hard



World in a matchbox



Top tips for cardboard creations



Explorer's Books: Collecting Colour

DALER 
ROWNEY



You May Also Like...

T-Shirt Paintings



Autumn Floor Textiles



Marbled Hole Punch sketchbooks



Collaging with Wax Crayon Rubbings

DALER 
ROWNEY



**See This Resource Used In
Schools**





You May Also Like...


Transforming Objects



Autumn Floor Textiles



Imaginary landscapes



**Repeat
Roller**

Pattern

Printing

DALER 
ROWNEY




You May Also Like...

Printing with string



Modroc Plasterboard



Exploring A Midsummer Night's Dream: Making Magic Spells

**Exploring A Midsummer Night's
Dream: Creating a Forest
Collage Part Two**

**Exploring A Midsummer Night's
Dream: Creating a Forest
Collage Part One**

**Exploring A Midsummer Night's
Dream: Costume Design for
Bottom**

**See This Resource Used in
Schools...**



Introduction to Chalk Pastels

Drawing With Your Feet

What We Like About This Resource

“I love this resource because I can picture the energy in the classroom whilst students enjoy the process of mark-making using their feet. Creating drawings with parts of the body other than hands can be really freeing; students will hopefully look at their drawings in a less critical way, with the emphasis of the activity being more about the process than the outcome. It might be a nice addition to use a viewfinder to zoom in on areas where the marks collide in interesting ways” – Tobi, AccessArt.

Drawing with Sticks

What We Like About This Resource

“This is a great activity to get students to think about drawing in a different way. Extending reach and accepting a lack of control can lead to really exciting and energised mark-making. It’s great to see that this resource has also been used in SEND settings, demonstrating its accessibility.” – Tobi, AccessArt.