

Making a Treehouse

By [Paula Briggs](#)

This resource shares a fun way to engage children with ideas about architecture, shape and form, and transformation of materials. You can [see this activity as it took place in a school as part of artweek here.](#)

You can also find this activity in [Make, Build, Create, Sculpture Projects for Children.](#)

The full resource below takes you through the process of making a mini treehouse.



	Please log in here to access full content.
--	--

Username	<input type="text"/>
Password	<input type="password"/>
	<input type="button" value="Login"/> <input checked="" type="checkbox"/> Remember me
	Forgot Password

To access all content, I would like to join as...

An Individual



Creative practitioners, educators, teachers, parents, learners...

From £3.50

An Organisation...



Schools, Colleges, Arts Organisations: Single and Multi-Users
From £42

AccessArt is a UK Charity and we believe everyone has the right to be creative. AccessArt provides inspiration to help us all reach our creative potential.

You May Also Like...

Pathway: Stick Transformation project



[This is featured in the 'Stick Transformation Project' pathway](#)

Talking Points: treehouses



Experimental Mark Making Tools

See This Resource Used In Schools...





You May Also Like...

Pathway: Expressive Painting



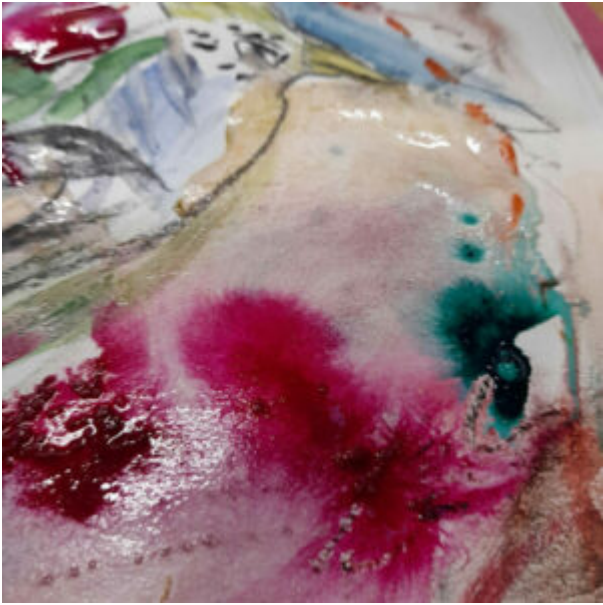
This is featured in the 'Expressive Painting' pathway

Mixed Media Landscape Challenges

See This Resource Used In Schools...













You May Also Like...

Pathway: Mixed Media Land and city scapes



[This is featured in the 'Mixed Media Land and City Scapes' pathway](#)

Talking Points: Vanessa Gardiner



Talking Points: The Shoreditch Sketcher



Talking Points: Kittie Jones


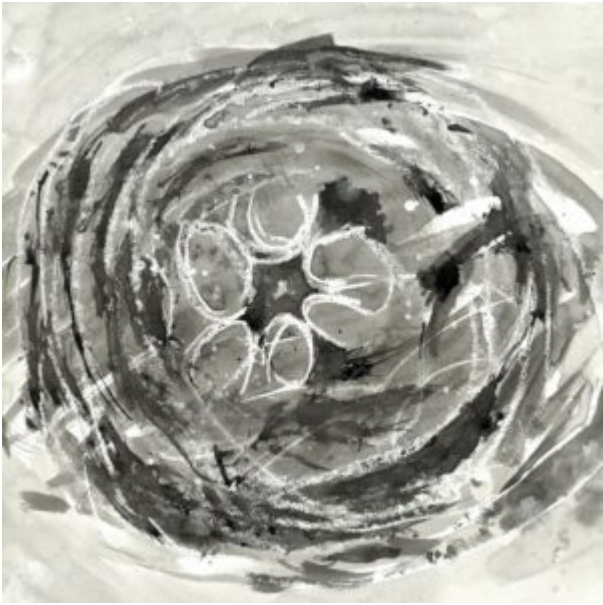


Nests: With Dry and Wet Media

**See This Resource Used In
Schools...**












You May Also Like...

**Pathway: Sculpture, Structure,
Inventiveness & determination**



This is featured in the 'Sculpture, Structure, Inventiveness & Determination' pathway

Talking Points: What can we learn from birds



Drawing source material: nests



**Nests: Observational Ink
Drawing**

**See This Resource Used In
Schools...**




You May Also Like...

**Pathway: Sculpture, Structure,
Inventiveness & determination**



This is featured in the 'Sculpture, Structure, Inventiveness & Determination' pathway

Talking Points: What can we learn from birds



Drawing source material: nests



**Nests: Materials, Tools
Testing and Sketchbooks**

**See This Resource Used In
Schools...**




You May Also Like...

**Pathway: Sculpture, Structure,
Inventiveness & determination**



This is featured in the 'Sculpture, Structure, Inventiveness & Determination' pathway

Talking Points: What can we learn from birds



Drawing source material: nests



A Visual Poetry Zine with Monotype

Use monoprint, paint and collage to create zines inspired by poetry.

Print Foam – Making Relief Prints: Incised & Additive

See This Resource Used In

Schools...





You May Also Like...

Pathway: Simple Printmaking



[Featured in the 'Simple Printmaking' pathway](#)

Dance and Drawing

Expressive Painting & Colour Mixing

What We Like About This Post: “I love that this activity introduces students to colour mixing in a fun and interactive way, steering away from the more formal colour wheel and promoting a more intuitive way of colour mixing. The use of sketchbooks also gives students the opportunity to curate their work, nurturing the individuals creative decision making.” – Tobi, AccessArt

Osakana

Paint Your Corner Shop

See This Resource Used in

Schools...



You May Also Like...

Pathway: Festival Feasts



[This is featured in the 'Festival Feasts' pathway](#)

Talking Points: Claes Oldenburg




Talking Points: Nicole Dyer



Talking Points: Lucia Hierro



Drawing source material: Food



Making Sculptural Birds

**See This Resource Used In
Schools...**















You May Also Like...

Pathway: Making Birds



Featured in the 'Making Birds' pathway


Talking Points: Inspired by Birds



Charcoal Cave

See This Resource Used In Schools...





You May Also Like...

Pathway: Gestural Drawing with charcoal



[This is featured in the 'Gestural Drawing with Charcoal' pathway](#)

Talking points: Edgar degas



Talking Points: What is Chiaroscuro?



Talking Points: Cave Art




Session Recording: exploring Charcoal



Trace Monotype

You May Also Like...

Pathway: Exploring the world though mono print



This is featured in the 'Exploring The World Through Mono print' pathway

Talking Points: Xgaoc'o Xare



Video enabled monoprint resources



Light-field Monotype


**Light-field Monotype with
Acrylic Paint**


Dark-Field Monotype: Masking

Dark-field Monotype

Cut Out Typography

**See This Resource Used In
Schools...**









You May Also Like...

Pathway: Typography and Maps



This is featured in the 'Typography and Maps' pathway

Talking Points: What is typography?



Talking Points: Louise Fili

