

Autobiographical Houses

By [Helena Lyons](#)

This project is inspired by the work '[House](#)' by British contemporary artist [Rachel Whiteread](#), a monumental concrete cast of the inside of a Victorian terraced house made in the early 1990s.

In this activity, learners are invited to consider spaces where they feel safe, how those spaces make them feel, and the memories they associate with them. To ensure inclusion and sensitivity towards our different experiences of home, invite learners, where applicable, to consider other spaces that feel safe for them. This could be their home, a particular room in school, a house from a story, a friend's house, a den, a treehouse, or even a museum.

Using a range of techniques such as cardboard construction and frottage (rubblings), [monoprinting](#) and [collage](#), learners will create a freestanding structure of an 'autobiographical house' that communicates personal feelings and associations.

This activity is aimed at KS1 and KS2 children, but could be adapted and enjoyed by older age groups too. To engage fully with the range of techniques, you will need between 3 and 4 one hour sessions to complete this activity.

[Log in](#) as a member to access the resource below.



	Please log in here to access full content.	
Username	<input type="text"/>	
Password	<input type="password"/>	
	<input type="button" value="Login"/>	<input checked="" type="checkbox"/> Remember me
	Forgot Password	

To access all content, I would like to join as...

An Individual



Creative practitioners, educators, teachers, parents, learners...

[From £3.50](#)

An Organisation...



Schools, Colleges, Arts Organisations: Single and Multi-Users
From £42

AccessArt is a UK Charity and we believe everyone has the right to be creative. AccessArt provides inspiration to help us all reach our creative potential.

You May Also Like...

Printed Houses



Making A Treehouse



Talking Points: Architecture



Splendour and Opulence Inspired by Klimt

What We Like About This Resource...

“We really love how Nichola devised and facilitated this activity, giving learners complete freedom whilst limiting certain elements such as colour palette. This activity incorporates a journeyful approach, in which the experiments all come together to form a shared outcome, and celebrate every learners exploration, which we love!” – Tobi, AccessArt

See this Resource in Schools...





You May Also Like...

visual notes



sculptural environments inspired by hockney



Multimedia Response to Yayoi Kusama



Adapting AccessArt: Woolly Scarves and Long Sketchbooks

You May Also Like...

Using pastel to capture texture



collaging with wax crayon rubbings



concertina landscapes



Collaged Costume for Cardboard Figures

You May Also Like...

Speech Bubble Challenge



alternative fashion




making 2d and 3d fashion designs



See This Resource Used in Educational Settings...









Transforming Letters

You May Also Like...

cut out typography



typography for children



drawing with scissors



CPD Recording: Transforming Letters



Glimpses and Folds: A Sketchbook Challenge

You May Also Like...

session recording: Glimpses and Folds – A sketchbook challenge



Making Tips & Tricks: Working with Tissue Paper & PVA Glue

“Acts of Kindness” Workshop

Collage: Deconstructing, Reconstructing and Abstracting

What We Like About This Resource...

“I really like how this playful resource helps us to make a creative response inspired by a stimulus, ensuring that the stimulus is only an entry point into an outcome that will look totally different. Exploring the themes of colour, texture and composition through the lens of different artists also helps us see how we can interpret (and re-interpret) colours and materials in a meaningful way. Viewfinders and collage are also great tools for those who experience ‘fear of the white page’ and will allow learners to make conscious creative decisions as they go.” – Tobi, AccessArt

You May Also Like

**Adapting AccessArt: Colour and
Composition**



Cut Paper Collage Still Life



Cooking with collage



Giant Jewellery: Multimedia Response to Yayoi Kusama

Playing With Perspective

You May Also Like...

Other Resources by Joe Gamble



Adapting AccessArt: Colour and Composition



Thoughtful Mark making



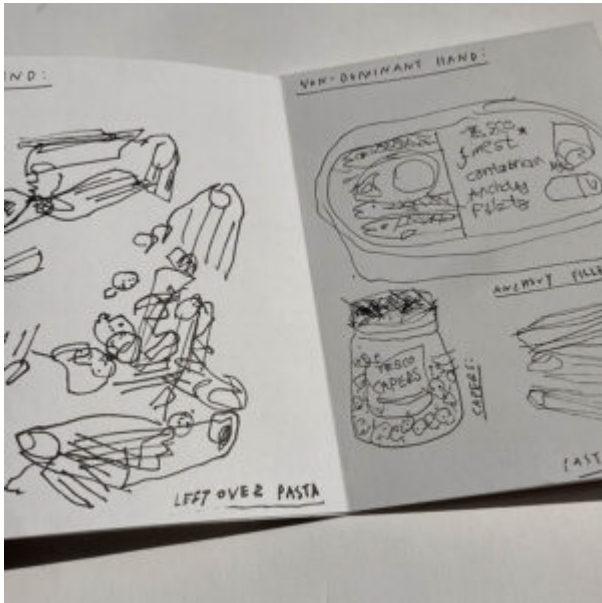
Cooking With Collage

You May Also Like...

Redesigning food Packaging



What i ate in a day



Paint Your corner Shop




Creating Repeat Patterns



What I Ate in a Day

You May Also Like

Drawing Prompt Cards



Watercolour Washes Inspired by the Tapestries of Henry Moore




Paint Your corner Shop



Adapting AccessArt: From 2D to 3D

You May Also Like

Manipulating Paper: Turning 2D into 3D



Making Prompt cards




playful making pathway



ASTRONAUT PAPER BODY CASTS



Turkish map fold



Adapting AccessArt: Playful Making Inspired by Nnena Kalu



Ice Worlds

You May Also Like...

Pathway: Using Art To Explore Global Issues



[This resource is featured in the 'Using Art To Explore Global Issues' pathway](#)


Drawing Source material: ice



Talking Points: Drawn To Antarctica



Mini world Lightboxes



Magic Caring Box

Angry Cat, Calm Cat

An Introduction to Sculpture

You Might Also Like...

Talking Points: Wassily Kandinsky



Inspired by Miro – Collage, Automatic Drawing, & Sculpture



Design Through Making



**Wet Strength Tissue Paper
Cups**

You Might Also Like...


Sculptural Modroc Pots



Art Club Cafe



Manipulating Paper: 2D into 3D



Alternative Fashion

You Might Also Like...

2d and 3d Fashion Designs using Painted Paper



Barbie and Ken Transformation



Puppets Inspired by Historical Paintings

