

Glimpses and Folds: A Sketchbook Challenge

[By Tobi Meuwissen](#)

In this resource, learners will make a sketchbook containing a series of drawings made from life, that can be folded away into one tiny drawing to reveal glimpses of what they have seen and recorded.

Learners will create their own folded sketchbooks from a single page and experiment with drawing different objects from life whilst exploring mark-making, materials, and scale. This resource is suitable for children aged 9 and above. Younger children may need additional help with folding the sketchbook.

The activity can be completed in a 1-2 hour session as a standalone activity or as part of an extended project exploring drawing and sketchbook skills.

Thank you to [Toby Saville](#) for sharing his idea of 'glimpses' and iterative methods of working, which planted the seed for this resource. 'Glimpses' was born in January of this year and was run with his Year 12's to kick-start a major project, [Toby](#) was pleased with outcomes, and "the wealth of opportunities it has already presented for students to start to 'notice what they

notice'.....whilst establishing useful habits of documenting and celebrating fleeting, incidental and unique moments of visual intrigue."

[Log in](#) as a member to access the full video below.

	Please log in here to access full content.	
Username	<input type="text"/>	
Password	<input type="password"/>	
	<input type="button" value="Login"/>	<input checked="" type="checkbox"/> Remember me
	Forgot Password	

To access all content, I would like to join as...

An Individual



Creative practitioners, educators, teachers, parents, learners...

From £3.50

An Organisation...



Schools, Colleges, Arts Organisations: Single and Multi-Users
From £42

AccessArt is a UK Charity and we believe everyone has the right to be creative. AccessArt provides inspiration to help us all reach our creative potential.

Making Tips & Tricks: Working with Tissue Paper & PVA Glue

“Acts of Kindness” Workshop

Collage: Deconstructing, Reconstructing and Abstracting

What We Like About This Resource...

“I really like how this playful resource helps us to make a creative response inspired by a stimulus, ensuring that the stimulus is only an entry point into an outcome that will look totally different. Exploring the themes of colour, texture and composition through the lens of different artists also helps us see how we can interpret (and re-interpret) colours and materials in a meaningful way. Viewfinders and collage are also great tools for those who experience ‘fear of the white page’ and will allow learners to make conscious creative decisions as they go.” – Tobi, AccessArt

You May Also Like

Adapting AccessArt: Colour and Composition



Cut Paper Collage Still Life



Cooking with collage



Giant Jewellery: Multimedia Response to Yayoi Kusama

Playing With Perspective

You May Also Like...

Other Resources by Joe Gamble



Adapting AccessArt: Colour and Composition



Thoughtful Mark making



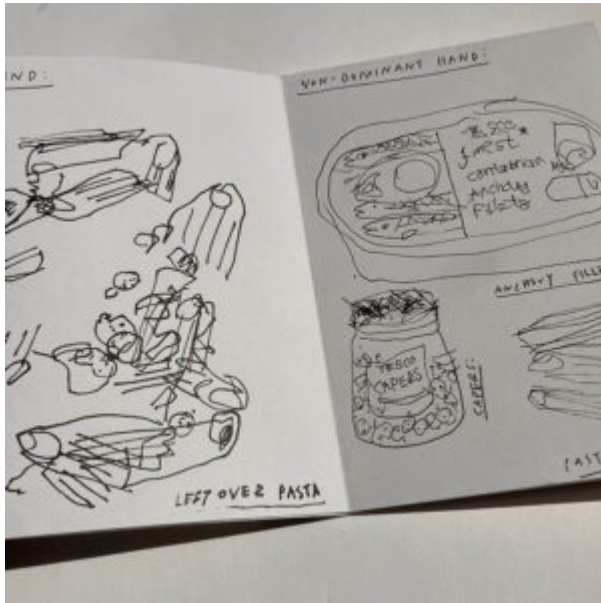
Cooking With Collage

You May Also Like...

Redesigning food Packaging



What i ate in a day



Paint Your corner Shop




Creating Repeat Patterns



What I Ate in a Day

You May Also Like

Drawing Prompt Cards



Watercolour Washes Inspired by the Tapestries of Henry Moore




Paint Your corner Shop



Adapting AccessArt: From 2D to 3D

You May Also Like

Manipulating Paper: Turning 2D into 3D



Making Prompt cards




playful making pathway



ASTRONAUT PAPER BODY CASTS



Turkish map fold



Adapting AccessArt: Playful Making Inspired by Nnena Kalu



Ice Worlds


You May Also Like...

Pathway: Using Art To Explore Global Issues



[This resource is featured in the 'Using Art To Explore Global Issues' pathway](#)


Drawing Source material: ice



Talking Points: Drawn To Antarctica



Mini world Lightboxes



Magic Caring Box

Angry Cat, Calm Cat

An Introduction to Sculpture

You Might Also Like...

Talking Points: Wassily Kandinsky



Inspired by Miro – Collage, Automatic Drawing, & Sculpture



Design Through Making



Wet Strength Tissue Paper Cups

You Might Also Like...


Sculptural Modroc Pots



Art Club Cafe



Manipulating Paper: 2D into 3D



Alternative Fashion

You Might Also Like...

2d and 3d Fashion Designs using Painted Paper



Barbie and Ken Transformation



Puppets Inspired by Historical Paintings



Working on Black Paper

You Might Also Like...

Drawing Spirals



Thinking Silhouettes



Painting with Poster Paint



Hew Locke Inspired Boats

**See This Resource Used In
Schools...**





You Might Also Like...

Making a Treehouse



Dropped Cone Sculptures




What is Sculpture?




Recycled Baubles by Scarlett Rebecca

You May Also Like

making a puzzle purse



Turkish map fold



adapting accessart: 2d to 3d



**Artist Studio Series: Sherrie
Leigh Jones**


Marbled Hole Punch Sketchbook

DALER 
ROWNEY



You May Also Like

folded sketchbook



buying and making sketchbooks



the sketchbook journey

