

Marbled Hole Punch Sketchbook

In this activity aimed at EYFS and SEND, learners will have the opportunity to make their own simple and inexpensive sketchbook made up of old paper. Each sketchbook will be personalised by a front cover that they have marbled themselves. This activity promotes the development of skills such as colour recognition, dexterity and fine motor skills whilst nurturing curiosity. Each learner will end up with a personal sketchbook that they can work in over the coming weeks.

[Join AccessArt](#) to watch the full video.

	Please log in here to access full content.	
Username	<input type="text"/>	
Password	<input type="password"/>	
	<input type="button" value="Login"/>	<input type="checkbox"/> Remember me
	Forgot Password	

To access all content, I would like to join as...

An Individual



Creative practitioners, educators, teachers, parents, learners...

From £3.50

An Organisation...



Schools, Colleges, Arts Organisations: Single and Multi-Users
From £42


AccessArt is a UK Charity and we believe everyone has the right to be creative. AccessArt provides inspiration to help us all reach our creative potential.

DALER 
ROWNEY



You May Also Like


folded sketchbook



buying and making sketchbooks



the sketchbook journey



Recycled Baskets by Scarlett Rebecca

You May Also Like


paper bowls



explore paper weaving



recycled baubles



Exploring A Midsummer Night's Dream: Making Magic Spells

Exploring A Midsummer Night's Dream: Creating a Forest Collage Part One

**Exploring Macbeth Through
Art: Storyboards**

**Exploring Macbeth Through
Art: Out Damn Spot!**

**Exploring Macbeth Through
Art: Macbeth Portraits**

**Exploring Macbeth Through
Art: Witch's Capes**

Explore Paper Weaving

Making 2d & 3d Fashion Designs with Painted and Decorated Paper

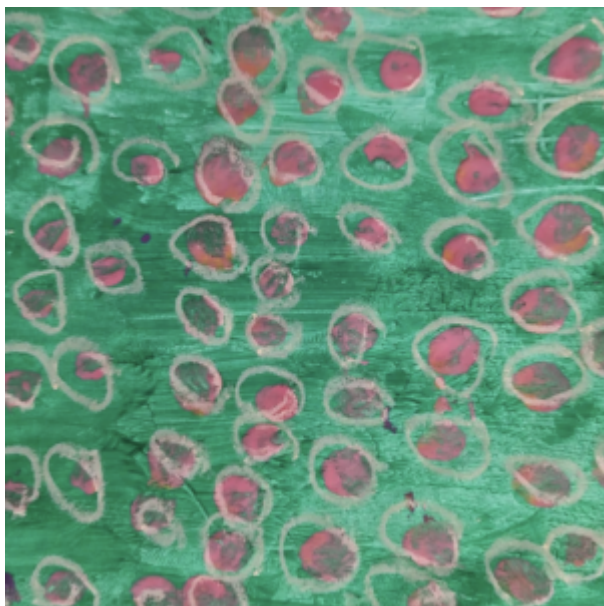
See This Resource Used In Schools...




















You May Also Like...

Pathway: Fashion Design



[This is featured in the 'Fashion Design' pathway](#)

Talking Points: Hormazd Narielwalla



Talking Points: Tatyana Antoun



Talking Points: Alice Fox



Talking Points: Pyer Moss



Talking Points: Rahul Mishra



Making a Treehouse

You May Also Like...

Pathway: Stick Transformation project



This is featured in the 'Stick Transformation Project' pathway

Talking Points: treehouses



A Visual Poetry Zine with Monotype

Use monoprint, paint and collage to create zines
inspired by poetry.


Dance and Drawing


**Light-field Monotype
with Acrylic Paint**


**Dark-Field Monotype:
Masking**

Cut Out Typography

**See This Resource Used
In Schools...**









You May Also Like...

Pathway: Typography and Maps




This is featured in the
'Typography and Maps' pathway

**Talking Points: What is
typography?**



Talking Points: Louise Fili



Creating

Repeat

Patterns With Rachel Parker

What We Like About This Resource...

“This is a great activity for really tuning into colour and shape. The process is ultimately quite a refined one (ie making a pattern balanced and repeated ‘correctly’) – but there’s plenty of scope for exploring pattern in a more experiential way prior to the refinement page. Try one of the recommended resources below to introduce pattern and begin with some open ended activities to build skill and confidence.” – Andrea, AccessArt

You Might Also Like...

Pathway: Exploring pattern



This is featured in the
'Exploring Pattern' pathway


Talking points: Andy Gilmore



talking points: Louise Despont



Inspired by Rachel Parker



**Teachers Explore Pattern, Shape
and Texture**



Block Printing Repeat Patterns



AccessArt's Prompt

Cards for Making

You Might Also Like...

Pathway: Music and art



[This is featured in the 'Music and Art' pathway](#)

Pathway: Playful Making



This resource is features in the
'Playful Making' pathway


Manipulating Paper



Cardboard Sculptures



The Chair and Me




Turkish Map Fold

What We Like About This Resource...


“This activity is a great example of how we can use paper as the focus of creativity. Often we use paper purely for drawing or painting on, but here, it is central to the activity itself. While these particular folded sculptures have their roots in Turkish culture, you could still deliver the activity if looking at things like Origami too, thus linking it across different cultures” – *Rachel, AccessArt*

You Might Also Like...

Puzzle Purses Part 1



Puzzle Purses Part 2



Paperback Figures



Which Artists: Su Blackwell

What We Like About This Resource...

“It’s really interesting to hear how Su’s career path evolved organically, and how experimenting with different disciplines such as ceramics and

sculpture whilst studying Textiles at the RCA began her journey towards paper craft and books. We really like how the small book sculptures inspired the larger scale set designs for The Snow Queen. They transfer so effectively to the stage and you can imagine how engaging it would be for a young audience to recognise letters and words on lampposts and other scenic elements".
– *Rachel, AccessArt*

You Might Also Like...



[Creating a Book World](#)



Sketch Set Design Models



Set Design for Primary Aged Children