

Which Artists: Rachel Parker

By [Rachel Parker](#)

Rachel Parker is a talented surface pattern designer based in the UK. With early success at the [New Designers](#) show, she has since gone on to design patterns for Studio Flock and Dashwood Studio. In this post, Rachel shares her creative process from sketchbook to final design, and talks about how she gets inspired by everyday life! This post would be of interest to secondary students who would like to see the journey of a designer from A-level to a successful creative.



	Please log in here to access full content.
Username	<input type="text"/>
Password	<input type="password"/>
	<input type="button" value="Login"/> <input checked="" type="checkbox"/> Remember me
	Forgot Password

To access all content, I would like to join as...

An Individual



Creative practitioners, educators, teachers, parents, learners...

From £3.50

An Organisation...



Schools, Colleges, Arts Organisations: Single and Multi-Users
From £42

AccessArt is a UK Charity and we believe everyone has the right to be creative. AccessArt provides inspiration to help us all reach our creative potential.

What We Like About This Resource

“It’s really interesting to see the combination of hand and digital work in Rachel’s work, and

particularly how her hand stitched embroidery is scanned before being used to create patterned products. We love that lots of Rachel's work begins in sketchbooks and how this really underpins her creative process. For children in school, learning to utilise a sketchbook and discover their potential through drawing and mapping ideas is invaluable. We have a whole Sketchbook Journey section on the AccessArt website (linked below) which explores this in more detail". – Rachel, AccessArt.

You Might Also Like...

Pathway: Exploring pattern

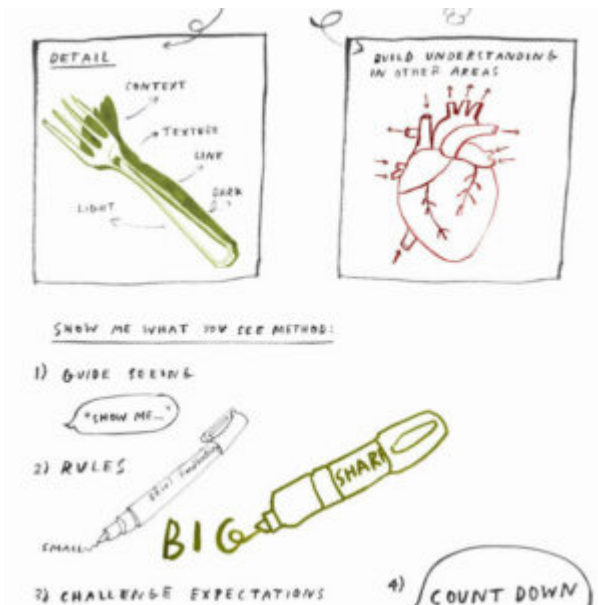


[This is featured in the 'Exploring Pattern' pathway](#)


using sketchbooks to make visual notes



Show me what you see



Inspired by Rachel Parker



Sewn Treasure Box






Felt and Embroidery Sets





Which Artists: Nathan Ward

Roots & Shoots: A Sculptural Challenge

See This Resource Used In Schools...





You May Also Like...

Pathway: Stick Transformation project



[This is featured in the 'Stick Transformation Project' pathway](#)

Making a Backwards Sketchbook

Animal Habitats: An Ecological Mural of Planet

Earth

Vicki Ostensen visits her local Primary School to create a beautiful large scale mural of animals in their natural habitats.

Shadow Puppet Making and Performance

How Middle Eastern architecture was the inspiration behind a shadow puppet show for a year 4 class. A great opportunity for children to learn the technical aspects of making puppets, but also using narrative and story to create a performance.

Ink Collage Inspired by The Wolf Wilder

Using a well loved children's book as a starter for creating a beautiful and varied collage using different inking techniques.

Making a Scroll Drawing

Shells: Observational and Imaginative Drawing

You May Also Like...

Still Life Compositions



[Create and paint your own still life composition inspired by Cézanne](#)

Drawing Spiral Snails



[Explore spirals found in nature with this mixed media workshop](#)

Drawing Spirals



[Explore drawing using whole body movements](#)

One Roll of Paper, Two Activities

Printed Houses

Unesco: Celebrating the Power of Making!

Inspired by Paula's recent rousing film, 'It's in Our Hands', artist Jan Miller pulled images together from her own teaching to illustrate the things the children in her classroom do with their hands

Bubble Drawings

Pastel and Rubber Chiaroscuro

Drawings

Thinking Silhouettes

Mini World Light Boxes

Teacher Anna Campbell shares this beautiful resource which shares how children aged between 4 and 7 years old, made 'Light' boxes. This project could easily be adapted for an older class and is brilliant for SEN children/adults.

Wall Drawings with Tape

Classical Inks

Abstract Face – Relief Sculptures

In this construction and painting resource, students make an abstract face, relief sculpture from cardboard, adding colour, texture and metal findings. This resource was inspired by the work of Kimmy Cantrell, a self-taught contemporary artist who uses asymmetry to question long-established views around beauty.

The Wildflower Meadow

Rachel Burch, Head of Art at Burton Hathow Preparatory School and her pupils explore simple drawing, collaging and painting techniques to create beautiful artworks inspired by a summer meadow.