

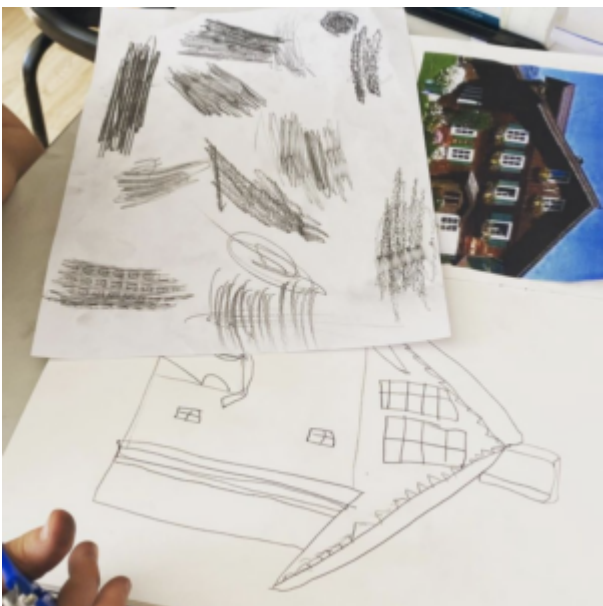
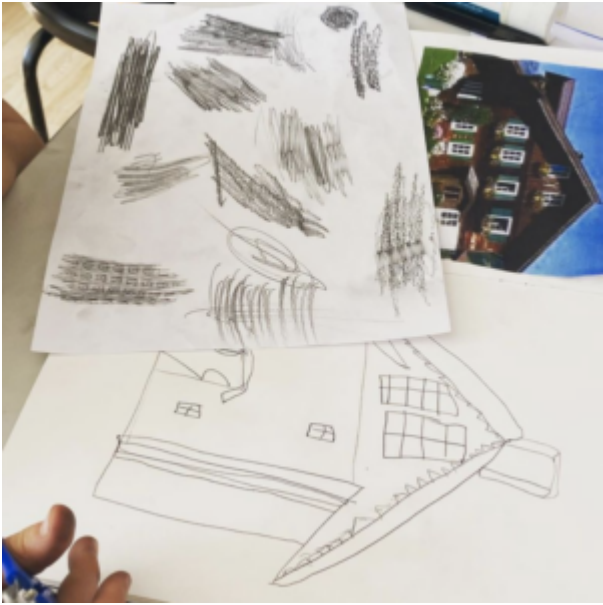
Animal Sculpture and Collage with Students at Philip Southcote School, Surrey

Exploring 'identity' by interpreting the characteristics, habitats and personalities of animals through making sculpture and collage with scrap store materials.

Paper Sculptures: Dipping Objects in Paper Pulp

Houses from Around the World: International Day at Monkfield Primary School

**See This Resource Used In
Schools...**





Transformation Project: Snippets of Inspiration

Megan Boyd



Scottish Fishing Fly Maker

In a cottage in northern Scotland, Megan Boyd twirled bits of feather, fur, silver and gold into elaborate fishing flies – at once miniature works of art and absolutely lethal. Wherever

men and women cast their lines for the mighty Atlantic salmon, her name is whispered in mythic reverence, and stories about her surface and swirl like fairy tales. With breathtaking cinematography and expressive, hand painted animation, Kiss the Water adheres to and escapes from traditional documentary form, spinning the facts and fictions of one woman's life into a stunning film about craft, devotion, love, and its illusions.

Enjoy the preview of Kiss the Water below – the film is sure to inspire.

Hubert Duprat



Caddis Fly Larvae

French artist Hubert Duprat worked in partnership with caddis fly larvae to create these wonderful living works of art.

Cornelia Parker



Manipulating Matter

British sculptor and installation artist Cornelia Parker transforms ordinary objects into something compelling and extraordinary.

[Cornelia Parker @ 5x15](#) from [5x15](#) on [Vimeo](#).





Jo Allen and Rachael Causer: Relief Printmaking at Ridgefield Primary School

Exploring Portraits with Eleanor Somerset

You May Also Like...

**Visual Arts Planning Collections:
Portraits**



Egg Box Gargoyles



fruit inspired clay tiles



A Cheerful Orchestra and Other Ideas for Drawing Music by Hannah Coulson

You May Also Like...

Pathway: Music and art



This is featured in the 'Music and Art' pathway

talking points: wassily Kandinsky



drawing source material: orchestras



Making Sensory Drawings by Gillian Adair McFarland

You May Also Like...

Pathway: Exploring pattern



[This is featured in the 'Exploring Pattern' pathway](#)

Talking points: Shaheen Ahmed



talking points: Louise Despont





Cut Paper Collage Still Life


**See This Resource Used In
Schools...**













You May Also Like...

Pathway: Exploring Still Life



[This is featured in the 'Explore Still Life' pathway](#)

Talking Points: Paul Cezanne



talking points: Contemporary still life





talking points: Flemish and Dutch Still Life Painters





3-D Visual Maps for Children

See This Resource Used In Schools...









You May Also Like...

Pathway: Typography and Maps




[This is featured in the 'Typography and Maps' pathway](#)

Talking Points: What is Typography?



Talking Points: Louise Fili



Talking Points: Chris Kenny



Talking Points: Grayson Perrys 'Map of Days'



Talking Points: Hogwarts' Maps



Talking Points: Paula Sher



In-Depth Drawing Experience for Teenagers by Betsy Dadd

Improving Drawing Outcomes by Changing Paper

Join Accessart

Join AccessArt from only £3.50 per month and access all our resources wherever you live.

See Curriculum Guidance for Drawing:
Resources



[Further Guidance to Support Drawing in](#)

[Schools](#)

More Drawing Projects



[Find more drawing exercises and projects for primary-aged children in this beautiful book by Paula Briggs.](#)

Post Office by Rosalie Schweiker: An Interactive Community Art Project

Thinking and Making

Drawing and Making Flowers

Using drawing to inspire making sculptural flowers.

Murals in Schools by Tracy McGuinness-Kelly

Minibeast Artwork by Tracy McGuinness-Kelly

Fun MiniBeast collage project by Tracy McGuinness-Kelly. Aimed at primary school children. [Full AccessArt Members Only](#)

Set Design with Primary Aged Children

Beautifully illustrated resources shares how year 3, 4, 5 and 6 children at Bourn Primary Academy explored set design through drawing and making.

Which Artists: Faith Bebbington

What We Like About This Resource...

“Faith’s work creating sculptures using recycled or discarded plastic is really beautiful, and exceeds expectation of what we might consider scrap plastic being able to do. The processes she uses, particularly with the dancing figures, are all easily accessible to a school setting, with tape, card, wire being relatively inexpensive and simple to use. Delivering an Art project using waste plastic has cross curricular links with other subject areas, particularly PSHE and Geography where children may be learning about the environment and how to protect it” – Tobi, AccessArt.

You Might Also Like...



Sea Sculptures from Plastic Bottles



Transformation Project



Visual Arts Planning: Our Natural World

Designing Wallpaper!

Using photocopied drawings to design wallpaper! [Full AccessArt Members Only](#)