

Paper Dress by Andrea Butler

Many thanks to [Andrea Butler](#) for sharing her creative processes in the making of this sculptural paper dress.



Paper Dress by Andrea Butler

	Please log in here to access full content.
Username	<input type="text"/>
Password	<input type="password"/>
	<input type="button" value="Login"/> <input checked="" type="checkbox"/> Remember me
	Forgot Password

To access all content, I would like to join as...

An Individual



Creative practitioners, educators, teachers, parents, learners...

From £3.50

An Organisation...



Schools, Colleges, Arts Organisations: Single and Multi-Users

From £42

AccessArt is a UK Charity and we believe everyone has the right to be creative. AccessArt provides inspiration to help us all reach our creative potential.

The Other End Of The Line

Artist Aurora Cacciapuoti Introduces Japanese Bookbinding

Aurora Cacciapuoti, illustrator and artist, guides you, step by step, through the simple process of Japanese book binding. [Full AccessArt Members Only](#)

Exercise for Making an Artist's Book or Sketchbook

Making a beautiful, thoughtful, artist's book via a single sheet of paper. [Full AccessArt Members Only](#)

Book Art with Primary Children

Making Book Art with primary aged children. [Full AccessArt Members Only](#)

Pin and Paper Fashion: A Workshop for Primary Children

Energetic and spontaneous session exploring designing through making, fashion and sculpture. [Full AccessArt Members Only](#)

Simple Drawing Exercise: Drawing to the Slow Rhythm of a Metronome

Making slow, careful drawings of paper, using an iPhone to set the rhythm!

Making Sculptures: Enclosing Space

Teenagers explore making interior spaces in a variety of media and use visualisation to imagine internal spaces. [Full AccessArt Members Only](#)

Using Modroc as a Sculptural Construction Material: Handmade Plasterboard!

Using modroc and paper to make an ingenious construction material. [Full AccessArt Members Only](#)

Draw Together: Drawing Space

Assignment 1 Drawing Space

Experimenting with Mixed Media and Exploring Materials

The importance of investing time into the exploration of materials and experimentation with a broad range of media. [Full AccessArt Members Only](#)

Drawing and Collaging Fish

and Seeing Composition

Decision making in drawing: Enabling children to enjoy making informed choices in their artwork. [Full AccessArt Members Only](#)

Making Lanterns with Tissue Paper and Wire

How to work with modelling wire, tissue paper, PVA glue and ink to make seasonal, sculptural lanterns. [Full AccessArt Members Only](#)

Mixed Media Storytelling Mural by Kathryn Sjogren

Wonderful community collage project by Kathryn Sjorgen

Making Birds! Sculpture Ideas for Primary Schools

Making a Stencil from a Picture

Sara and Jasmine, aged 15, share their knowledge of 'How to Make a Stencil' for spray paint with other teenagers. [Full AccessArt Members Only](#)

Making a Marionette

You May Also Like...

Visual Arts Planning Collections: Toys, puppets, dolls



Pop up puppets



animating puppets



Heavy/Light Mobile – Drawing


and Making

You May Also Like...

Pathway: Explore Sculpture Through Making a Mobile



Kinetic Mobile Sculpture Workshop with Laura Kohler



Coat-hanger Shells



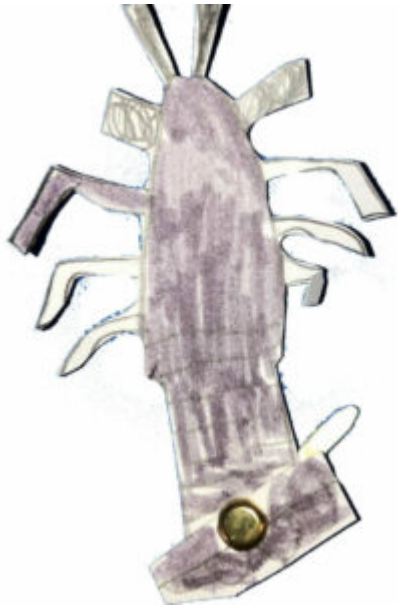
Gestural Mark Making with Acrylic Paint

Exploring mark making in acrylic paint using variety of tools. This workshop also incorporates drawing and collage and is suitable for even very young children.

Making Drawings Move

**See This Resource Used In
Schools...**







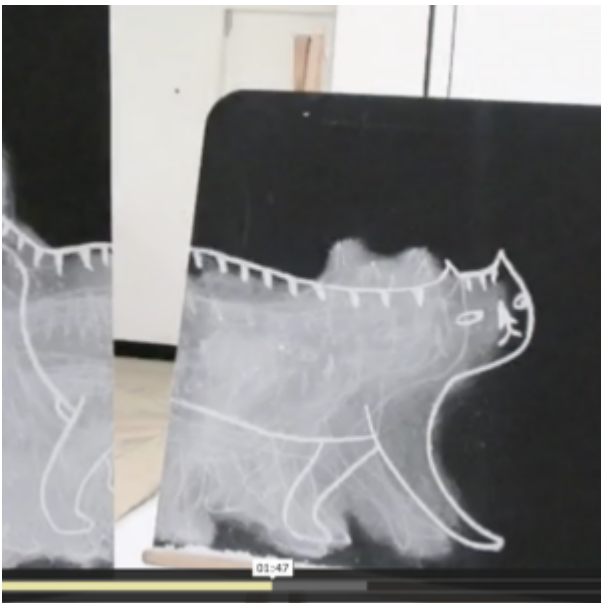
You May Also Like...

Pathway: Making Animated Drawings



[This is featured in the 'Making Animated Drawings' pathway](#)

Talking points: Making drawings move



Talking Points: paper cut puppets



Talking Points: Lauren child



Talking Points: Lotte reiniger

