

# Talking With Your Hands

*In this resource, learners will use drawing and making to make connections between what they say and how they convey it, and use this understanding to express themselves. The video is appropriate for viewers aged 12 and older.*

Please [log in](#) as a member to watch the full video below.

---

	Please log in here to access full content.	
Username	<input type="text"/>	
Password	<input type="password"/>	
	<input type="button" value="Login"/> <input checked="" type="checkbox"/> Remember me	
	<a href="#">Forgot Password</a>	

To access all content, I would like to join as...

An Individual



Creative practitioners, educators, teachers, parents, learners...

From £3.50

**An Organisation...**



Schools, Colleges, Arts Organisations: Single and Multi-Users  
From £42

*AccessArt is a UK Charity and we believe everyone has the right to be creative. AccessArt provides inspiration to help us all reach our creative potential.*

---

---

# Glimpses and Folds: A Sketchbook Challenge

---

# Iridescent Insects

## You May Also Like...

### Drawing Minibeasts



### Minibeast Mural





## Flora and Fauna Pathway



---

## Making a Ruler Drawing (of a Bag)

---

## Playing With Perspective

## You May Also Like...

Other Resources by Joe Gamble



## **Adapting AccessArt: Colour and Composition**



## **Thoughtful Mark making**




---

# What I Ate in a Day

## You May Also Like

### Drawing Prompt Cards



# Watercolour Washes Inspired by the Tapestries of Henry Moore



## Paint Your corner Shop





# **Artist Studio Series: Alej Ez**

---

## **Exploring A Midsummer Night's Dream: Creating a Forest Collage Part One**

---

### **Introduction to Pens**

---

### **Dance and Drawing**

---

### **To The Thames Barrier And Beyond**

---

# Which Artists: Rachel Parker

## What We Like About This Resource

“It’s really interesting to see the combination of hand and digital work in Rachel’s work, and particularly how her hand stitched embroidery is scanned before being used to create patterned products. We love that lots of Rachel’s work begins in sketchbooks and how this really underpins her creative process. For children in school, learning to utilise a sketchbook and discover their potential through drawing and mapping ideas is invaluable. We have a whole Sketchbook Journey section on the AccessArt website (linked below) which explores this in more detail”. – *Rachel, AccessArt.*

## You Might Also Like...

Pathway: Exploring pattern

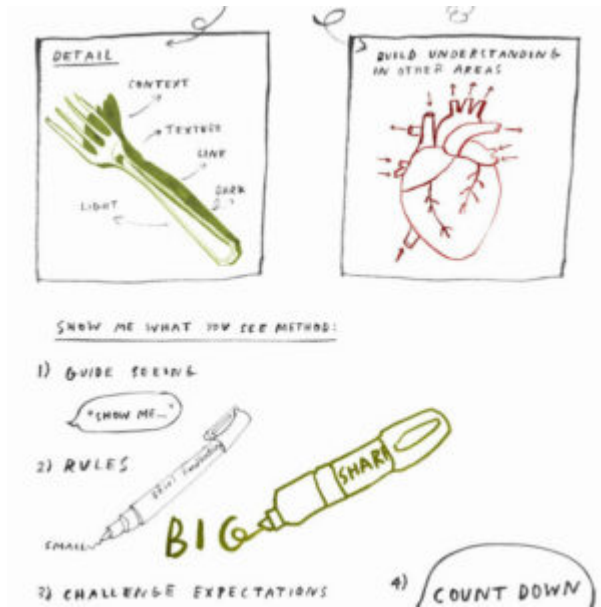


This is featured in the 'Exploring Pattern' pathway


using sketchbooks to make visual notes



Show me what you see



**Inspired by Rachel Parker**



**Sewn Treasure Box**





## Felt and Embroidery Sets



---

**Finding Marks Through  
Drawings Made by Artists**

# See This Resource Used In Schools





## You May Also Like...

**Pathway: Typography and Maps**



[This is featured in the 'Typography and Maps' pathway](#)

**Pathway: Cloth, thread, paint**



[This is featured in the 'Cloth, Thread, Paint' pathway](#)

## Session Recording: Finding Marks Made by Artists

Developing Mark Making Skills - Drawing Exercise


Sharing Visual Arts Inspiration

HOME | TODAY'S VISUAL ARTS RESOURCES | AREAS OF EXPERTISE | I AM... | JOIN ACCESSART

### Finding Marks Through Drawings Made by Artists

By [Paula Briggs](#)

This resource shares a way to introduce learners to the diversity of mark making at their disposal when making drawings. By deconstructing drawings made by artists, we can begin to build our own vocabulary of marks, and start to make our own creative decisions about when to use a certain mark in a particular context, and understand how the marks we choose will affect the final drawings.



#Inspire

Inspired by our resources? make using @inspirevally @facebook and @twitter @black Instagram & quite the art! Thank you!

FIND RESOURCES ABOUT...

MEMBERSHIP


Register for


Join Access



# Water Soluble Felt-Tips With Complementary Colours

## See How This Resource Is Used in Schools...





# You May Also Like...

## Pathway: Spirals



[This resource is in the 'Spirals' pathway.](#)

the drawing journey



## Layered Colour Gestural Drawing



---

## Making a Scroll Drawing

---

## One Roll of Paper, Two Activities


---

## Drawing Small



# You May Also Like...

**Pathway: Exploring the world through mono print**



[This is featured in the 'Exploring The World Through Mono print' pathway](#)

**Drawing Large**



---

# Wall Drawings with Tape

---

## Drawing in the Dark: Developing a Visual Language

---

## Three Approaches to Drawing

Melissa Pierce Murray proposes three approaches to challenge habitual ways of drawing by expanding the repertoire of marks and approaches.