

Life Drawing Inspired by "Where the Wild Things Are"

By Paula Briggs

This resource forms part of a series which enables primary-aged children to explore drawing and making inspired by Maurice Sendak's *"Where the Wild Things Are"*. [See all the resources in this series here.](#)

In previous sessions, we worked from our imagination to draw a fictitious landscape. In this session (the 4th in the series), the children use their observational skills to draw from life, with the twist that they are allowed to transform what they see into their own "wild thing"!



You Will Need:

- Sketchbooks and A3 paper/drawing boards
- Handwriting pens
- Soft (B) pencils

- A life model (possibly dressed up as a "wild thing").

Time: 1 hr

Outcome:

- The experience of making quick studies from life, observing big shapes and making gestural marks.
- The opportunity to take ownership of their drawings by combining imagination with observation.
- Rough sketches which can be used to inform later artwork.

To Begin:

	Please log in here to access full content.	
Username	<input type="text"/>	
Password	<input type="password"/>	
	<input type="button" value="Login"/>	<input checked="" type="checkbox"/> Remember me
	Forgot Password	

To access all content, I would like to join as...

An Individual



Creative practitioners, educators, teachers, parents, learners...

From £3.50

An Organisation...



Schools, Colleges, Arts Organisations: Single and Multi-Users
From £42

AccessArt is a UK Charity and we believe everyone has the right to be creative. AccessArt provides inspiration to help us all reach our creative potential.

**See This Resource Used In
Schools...**



You May Also Like...

Pathway: Drawing and Making Inspired by Maurice Sendak



[This resource is featured in the 'Drawing and Making Inspired by Maurice Sendak' pathway](#)

talking points: maurice sendak



Shared Ink Drawing Inspired by “Where the Wild Things Are”

See This Resource Used In Schools...





You May Also Like...

Pathway: Drawing and Making Inspired by Maurice Sendak



[This is featured in the 'Drawing and Making Inspired by Maurice Sendak' pathway](#)

Pathway: Making Animated Drawings



[This is featured in the 'Making Animated Drawings' pathway](#)

talking points: maurice sendak



Beginning with Bones

In a workshop led by artist Melissa Pierce Murray, teenagers make observational drawings of a 1/4 life size model of a skeleton to understand the structure of the human body. Students looked at how artists used armatures, including Alberto Giacometti and Henri Matisse.

The AccessArt Village and How

a Small Idea can be Big


Sheila Ceccarelli from AccessArt leads year nine students from Frances Bardsley Academy for Girls on a collective drawing and collage experience exploring the #AccessArtVillage in BRG Brentwood Road Gallery. Students absorb this stunning collection of sewn houses and inspired by thread and stitches, make their own creative responses.

Day of the Dead Skulls

This workshop combined students' studies of the skull with ideas borrowed from the Mexican traditions for Dia de Muertos – The Day of the Dead.

Drawing Soft Toys Inspired by “Where the Wild Things Are” by Maurice Sendak

**See This Resource Used In
Schools...**





You May Also Like...

Pathway: Drawing and Making Inspired by Maurice Sendak



[This resource is featured in the 'Drawing and Making Inspired by Maurice Sendak' pathway](#)

Visual Arts Planning Collections: Toys, puppets, dolls



talking points: maurice sendak



**Show Me What You See: Drawing
Inspired by Anglo Saxon
Architecture**

**Teenagers Paint a Canvas with
Scolaquip**

Teachers Explore Pattern, Shape & Texture with Charcoal, Graphite, Masking Tape and Pastels

An introduction to pattern, shape and texture with charcoal and graphite, and an opportunity for teachers to break down any preconceived ideas about what drawing is and who drawing processes is for

Teenagers Write A Letter, A Postcard, A Poem or A Narrative in Invented Text

Drawing with a Ruler

You May Also Like...

Pathway: Exploring Form Through Drawing




This is featured in the 'Exploring Form Through Drawing' pathway

Pathway: Stick Transformation project




This is featured in the 'Stick Transformation Project' pathway

The drawing journey



See Drawing Projects for Children for more Drawing Exercises



Graffiti Floor – Teenagers

Have a Silent Conversation with Pen and Mark

As an adult, you must remember your teenage self and all the intensity with which life was felt?

Creativity Session at Spinney Primary School

Visualisation Drawing

Adaptation Drawing

Trial and Error Drawing

Methodical Drawing

Teachers Start the New Year with Sketchbooks

AccessArt introduces teachers from English Martyrs Catholic Primary School in Worthing, whistle stop introduction to drawing and sketchbooks as tools for recording and thinking.

Year 3 & 4 Making Club: Animal Parade – Week One

To use our Carnival Mask Template to create animal masks for an Animal Parade at the end of this half term.

Windy Day Drawing: What was it really all about?