

Windy Day Drawing: What was it really all about?

By Sheila Ceccarelli

Just getting out, moving, looking, drawing, talking and having a new experience, is that enough?

I've observed (as a creative facilitator and a mother) that young people are not always encouraged to live a process or experience for what it is, without having to be badged, assessed, graded or measured one student against the other.

Teachers and facilitators too. It hadn't been my intention to make that point, when we purposefully set off on a windy walk 'to draw perspective' with teenagers on Jesus Green, but the wind took control and for all the want in the world to stick to my agenda, there was no way that I could battle with the power of nature and the wind was going to win!

It was a madder session - outcomes more precarious, but it felt brilliant just because we were outside.

Today, I'm looking at the photos and feeling an incredible compassion for the teenagers that I work with and an immense admiration for their drive, enthusiasm and willingness to take a risk anyway.



A student from AccessArt's Experimental Drawing Class wrestles with the wind to draw

Somehow yesterday's session crystallised my feeling of responsibility to give students the confidence to trust that being open to new experiences is the catalyst to creative purpose and maintaining the impetus to follow an enthusiasm or whim should be nurtured not measured.



Student wrestles with the wind and paper

I had a thought: that creativity is like wrestling with paper in the wind, and Art is a hard subject in need of a softer, more compassionate approach.

As students battled with the paper, drew, talked, laughed, concentrated, ran, worked together or alone, I took photos. I have not captioned them because I feel that they speak for themselves.

As for results, I'm just waiting for a sunny day to see what happens next.
























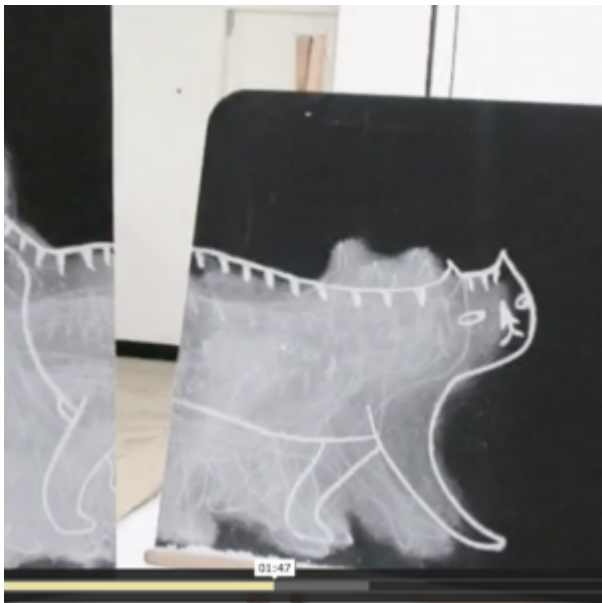


Many thanks to teenagers at AccessArt's Experimental Drawing Class for sharing their windy day drawing experience with AccessArt.

Year 3 & 4 Making Club: Animating Articulated Beasts

You May Also Like...

Talking points: Making drawings move



Talking Points: paper cut puppets



Talking Points: Lauren child



Talking Points: Lotte reiniger



Year 3 & 4 Making Club: Articulated Beasts

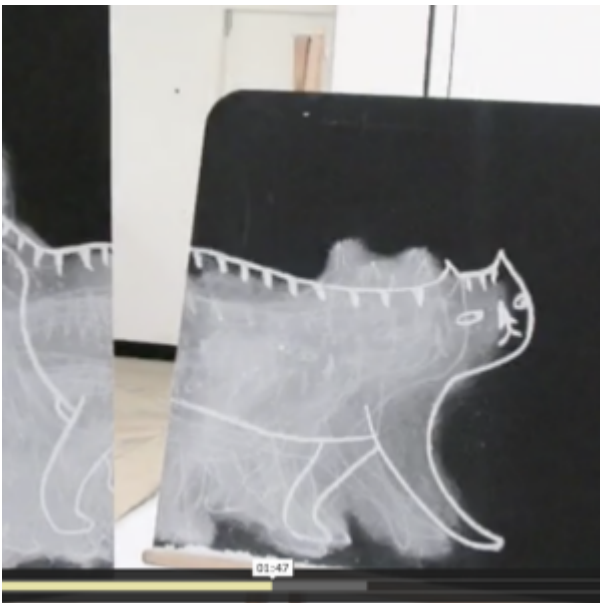
You May Also Like...

Pathway: Making Animated Drawings



[This is featured in the 'Making Animated Drawings' pathway](#)

Talking points: Making drawings move



Talking Points: paper cut puppets



Talking Points: Lauren child



Talking Points: Lotte reiniger



Articulated and Animated Drawings by Teenagers at AccessArt's Experimental Drawing Class

A simple project to teach how to make an articulated drawing with only very basic materials.

“Flock” at Prospect House School, Inspired by Veronica

Lindsay-Addy

You May Also Like...

Visual Arts Planning Collections: Birds



Swoop



How To Make an Origami Bird



Teenagers Make Prompts to Overcome White Page Syndrome

Fabulously inspired teenagers at AccessArt's Experimental Drawing Class made prompts to help each other overcome the 'white page syndrome'.

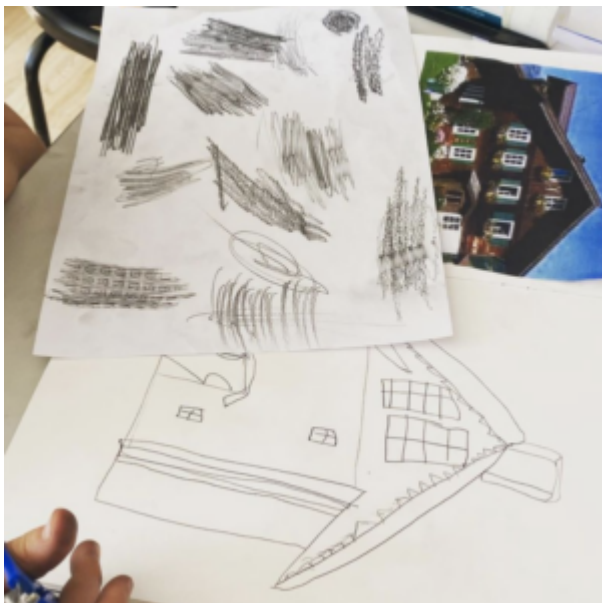
Animal Sculpture and Collage with Students at Philip

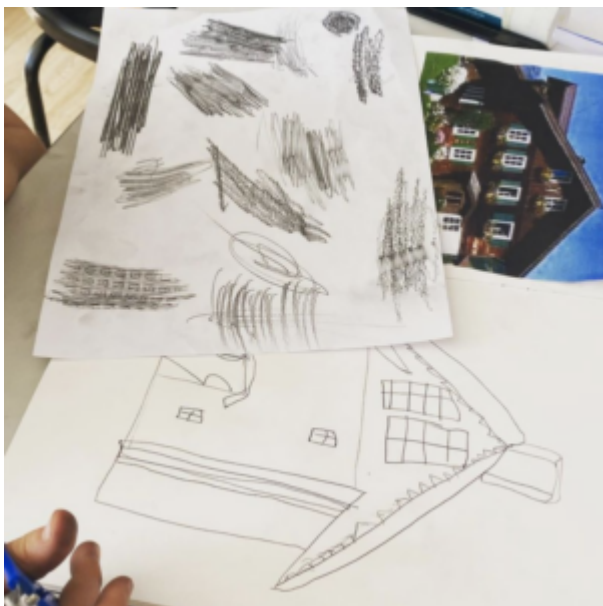
Southcote School, Surrey

Exploring 'identity' by interpreting the characteristics, habitats and personalities of animals through making sculpture and collage with scrap store materials.

Houses from Around the World: International Day at Monkfield Primary School

See This Resource Used In
Schools...







**Inspired by Google Earth:
Drawing**

Exploring Three Dimensions with Lego: Drawing and Collage

You May Also Like...

Pathway: Exploring Form Through Drawing



[This is featured in the 'Exploring Form Through Drawing' pathway](#)

Adapting AccessArt: From 2D to 3D



Jo Allen and Rachael Causer: Relief Printmaking at Ridgefield Primary School

How to Make a Tessellated Design

You May Also Like...

Pathway: Exploring pattern



[This is featured in the 'Exploring Pattern' pathway](#)

Talking points: Andy Gilmore



Drawing as Support Activity

Making Drawings using a Lightbox

A Cheerful Orchestra and Other Ideas for Drawing Music by Hannah Coulson

You May Also Like...

Pathway: Music and art



This is featured in the 'Music and Art' pathway

talking points: wassily Kandinsky



drawing source material: orchestras





Sketchbooks: Drawing Someone Drawing Something


Creating and Drawing an Art Installation


Walking Sketchbooks


3-D Visual Maps for Children

See This Resource Used In Schools...









You May Also Like...

Pathway: Typography and Maps




[This is featured in the 'Typography and Maps' pathway](#)

Talking Points: What is Typography?



Talking Points: Louise Fili



Talking Points: Chris Kenny



Talking Points: Grayson Perrys 'Map of Days'



Talking Points: Hogwarts' Maps



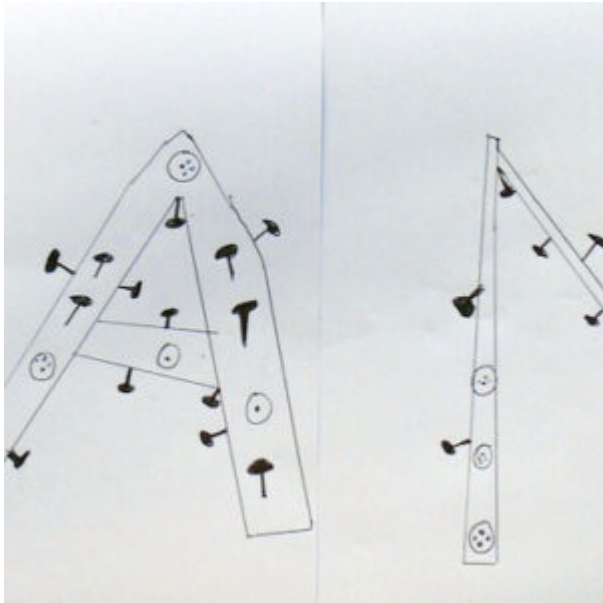
Talking Points: Paula Sher




Typography for Children

See the Resource Used in Schools...







You May Also Like...

Pathway: Typography and Maps



[This is featured in the 'Typography and Maps' pathway](#)

Talking Points: What is typography?



Talking Points: Louise Fili

