

3-D Visual Maps for Children

By Paula Briggs

Following on from [a resource which suggests ways to introduce typography](#) to primary aged children, this resource shares how we built on the idea of creating visual text, and created 3-d visual maps.



3-d visual maps

We began with a reminder about how we might make our typography more interesting:

- Think about what the text is trying to communicate. How does the place name relate to the place? What kind of place might it be, and how might the sense of place affect the type of typeface you choose to use?
- Make your drawing interesting by keep your mark making varied. Use lines, dots, dashes. Use different weights of pen (thicknesses of nib) to make a variety of weights of line.

Children were invited to start by marking off areas of their map, for example a cove, beach or forest. Use the shape of the area to inspire the shape of the text, i.e. fill the space with typography! Children worked on A1 sheets of cartridge paper.

	Please log in here to access full content.	
Username	<input type="text"/>	
Password	<input type="password"/>	
	<input type="button" value="Login"/>	<input checked="" type="checkbox"/> Remember me
	Forgot Password	

To access all content, I would like to join as...

An Individual



Creative practitioners, educators, teachers, parents, learners...

From £3.50

An Organisation...





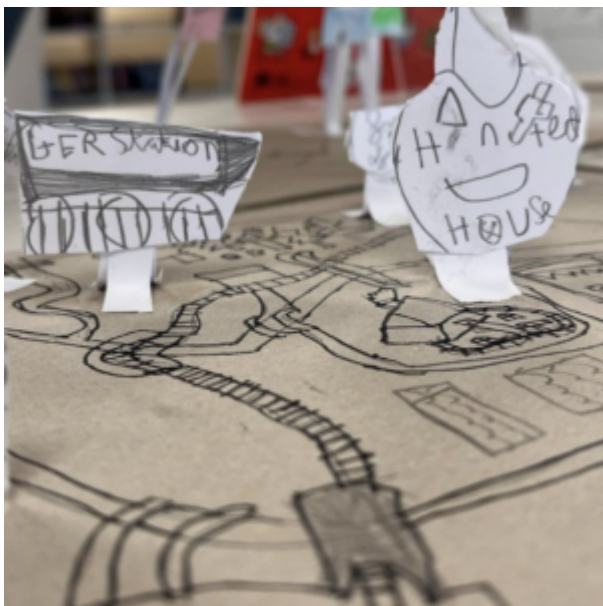
Schools, Colleges, Arts Organisations: Single and Multi-Users
From £42

AccessArt is a UK Charity and we believe everyone has the right to be creative. AccessArt provides inspiration to help us all reach our creative potential.

**See This Resource Used In
Schools...**







You May Also Like...

Pathway: Typography and Maps



[This is featured in the 'Typography and Maps' pathway](#)

Talking Points: What is Typography?



Talking Points: Louise Fili




Talking Points: Chris Kenny



Talking Points: Grayson Perrys 'Map of Days'



Talking Points: Hogwarts' Maps




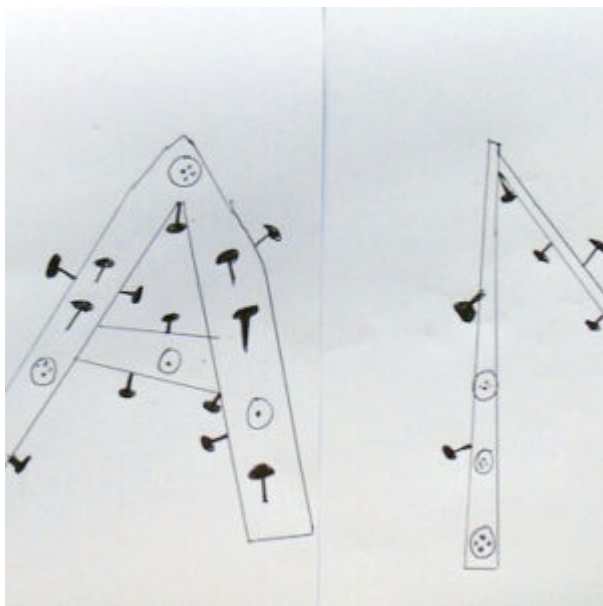
Talking Points: Paula Sher




Typography for Children

See the Resource Used in
Schools...









You May Also Like...

Pathway: Typography and Maps




[This is featured in the 'Typography and Maps' pathway](#)

Talking Points: What is typography?



Talking Points: Louise Fili



Drawing on Pebbles to Make Treasured Fossils

Using a variety of drawing media on a variety of found surfaces to create a collection of fossils. [Full AccessArt](#)

Drawing Materials Sample Cards

Drawing project to create sample drawing material cards which can be used for future reference and inspiration. [Full AccessArt Members Only](#)

Layered Colour Gestural Drawing

Using colour to help develop gestural drawing skills. [Full AccessArt Members Only](#)

Seasonal Drawings: Observation, Composition and Colour

From careful line drawings to full colour collages – rich and evocative imagery by primary-aged children. [Full AccessArt Members Only](#)

Winter Still Life

Many thanks to students of AccessArt's Experimental Drawing Class for sharing their process and finished results with AccessArt.

Many thanks to Pisces for generously supplying pastels, pens, charcoal and scissors used in this session to AccessArt.



Drawing Skulls in Black Pen

Using black pen and line to explore skulls on loan from the University Museum of Zoology, Cambridge

Designing Wallpaper!

Using photocopied drawings to design wallpaper! [Full AccessArt Members Only](#)

Drawing Shells On Loan From The University Museum of Zoology, Cambridge

Teenagers experiment to make small marks in pencil or ink of shells on loan from the University Museum of Zoology, Cambridge

Thoughtful Mark Making

A drawing game to help children diversify their mark making and make their own “drawing decisions”.

[Full AccessArt Members Only](#)

The Other End Of The Line

Sue Gough: Making a Layered Drawing

Idea for making a layered drawing based upon the work of artist Sue Gough.

Communal Drawing: Summer Picnic!

Making a shared drawing!

Watercolour Washes Inspired by the Tapestries of Henry Moore

Introducing children to working with a restricted palette of watercolours.

Set Designing – Exercises to Respond to Text – Experimental Drawing

Artist, Rachel Thompson, shows teenagers how to express the meaning of words with drawing not text. [Full AccessArt Members Only](#)

Drawing Portraits: Celebrating Class Success!

Students from AccessArt's Experimental Drawing Class work together to draw a 'Portrait of a Class' and celebrate class of 2013! [Full AccessArt Members Only](#)

Drawing Vegetables: A Drawing Game

A simple drawing game to encourage creativity, which we used to help us make drawings of vegetables. [Full AccessArt Members Only](#)

Draw Together: Drawing Space

Assignment 1 Drawing Space

Drawing Fish with Pen, Pencil and Watercolour

Using a variety of materials and drawing exercises to help focus our observation skills. [Full AccessArt Members Only](#)