

# Art Club Cafe

Use a range of making and modelling techniques to create a cafe, including modroc doughnuts and fabric pizzas!

---

## Simple Casting Techniques – by Melissa Pierce Murray

Artist Melissa Pierce Murray led a series of workshops for teenagers exploring a variety of casting techniques.

---

### Clay Moulds

In this post, artist Melissa Pierce Murray, shows, step-by-step, how teenagers explored plaster casting by making simple clay 'waste moulds' and then moved on to making simple 'two piece moulds'.

---

### Alginate Casting

Artist Melissa Pierce Murray introduces teenagers to the process of casting with non-toxic and fast-setting alginate.

---

# **The Making Of: The Shower Scene**

See how we made a small clip from the #BeACreativeProducer Project in which teenagers made the props, animated the scene, and then composed music.

---

## **Year 3 Roald Dahl & Quentin Blake Homework**

A year three homework brief to 'make or draw a Roald Dahl character inspired by Quentin Blake.'

---

## **Sculpture Project Inspired by Egyptian Wall Painting**

This resource shares a project which explored mould making, casting and painting in the creation of a sculpture inspired by Egyptian wallpainting, in particular Nebamun hunting in the marshes, Nebamun's tomb-chapel, which can be seen in the British Museum, London

The project can be adapted for use in KS 2 and 3, and can be used to accompany a study of Egyptian Art / Hieroglyphics.

---

# **Exploring Casting with Latex Animal Moulds**

Paula Briggs describes how one of her first experiences of understanding the casting process was through the use of latex moulds and fine casting plaster (plaster of Paris) and how exciting it was to reveal the plaster forms!

---

## **Quick Guide to Mixing Plaster**

---

## **Barbie & Ken Transformation**

This adaptable resource shares how we transformed Barbie dolls using paper, fabric, modroc and paint. We had great fun researching and designing costumes and exploring appropriate materials. By Paula Briggs

---

## **Aspire to Create: Inspired by**


# Nature & Empowered by Creativity – Red to Green

## One: Casting



Exploring mark making into wet clay, mould making, mixing and pouring plaster

## Two: Patterns in Nature, Line and Wire



Using drawing to look at designs and patterns in nature to inspire the creation of wire sculpture

### Three: Taking Rubbings and Making Compositions



Recording the surrounding world by taking rubbings

### Four: Block Printing



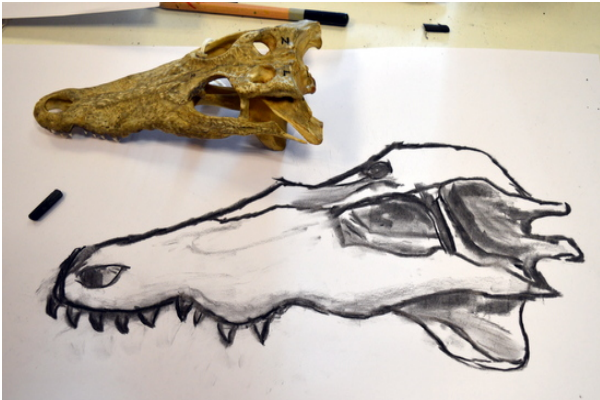
Learners are introduced to block printing

### Five: Monoprinting




## Exploring texture, pattern and mark making through monoprinting

### **Six: Steps to Observational Drawing**



## Four steps to enabling observational drawing

### **Seven: Making Sculpture**



## Learners explore sculptural principles of form, space and balance

### **Eight: Wax Resist and Scraffito**



## Introducing colour with wax resist and scraffito techniques



---

## **Red to Green: Casting**

day one of AccessArt's six day residency at Red2Green mark making into clay, mould making and casting

---

# **Plinth People: Sculptural Self Portraits**

Join Paula Briggs and the AccessArt Art Club for ages 8, 9 and 10 to see how to make autobiographical sculptures.

---

## **Exploring Materials: Plaster and String**

As part of a series of workshops for AccessArt's Experimental Drawing Class on exploring materials, artist Rachel Wooller led a session on exploring plaster and string.

---

## **Transformation Project: Snippets of Inspiration**

**Megan Boyd**





## [Scottish Fishing Fly Maker](#)

In a cottage in northern Scotland, Megan Boyd twirled bits of feather, fur, silver and gold into elaborate fishing flies – at once miniature works of art and absolutely lethal. Wherever men and women cast their lines for the mighty Atlantic salmon, her name is whispered in mythic reverence, and stories about her surface and swirl like fairy tales. With breathtaking cinematography and expressive, hand painted animation, *Kiss the Water* adheres to and escapes from traditional documentary form, spinning the facts and fictions of one woman's life into a stunning film about craft, devotion, love, and its illusions.

Enjoy the preview of *Kiss the Water* below – the film is sure to inspire.

# Hubert Duprat



## Caddis Fly Larvae

French artist Hubert Duprat worked in partnership with caddis fly larvae to create these wonderful living works of art.

## Cornelia Parker



## Manipulating Matter

British sculptor and installation artist Cornelia Parker transforms ordinary objects into something compelling and extraordinary.

[Cornelia Parker @ 5x15](#) from [5x15](#) on [Vimeo](#).





---

# **‘Pouncing’: A Simple Technique to Transfer Patterns onto Plaster Tablets**

---

## **Making Plaster Reliefs**

---

**From Drawing to Collage to  
Casting – Mural Design with  
Primary Schools**



# See This Resource Used In Schools...





---

# **How to Cast – Simple, Two Piece Casting Using Clay & Plaster**

---

**Casting a Negative Space in Plaster with Sculptor Rachel Wooller**