

# Opening Out: Shells and Sketchbooks

By [Tobi Meuwissen](#)

*In this activity, learners experiment with a range of drawing tools and materials to create both observational and experimental mixed-media drawings.*

*In the session, they begin by making a concertina sketchbook using tracing paper, before experimenting with ink and a range of drawing materials, moving onto close observational drawing of shells, to fill their concertinas with drawings in inventive and creative ways.*

*The three drawing exercises, along with the warm-up activity, are carefully scaffolded to help children develop their skills step-by-step. Each activity builds on prior learning, reinforcing understanding of both the subject matter and the materials, while encouraging children to make connections and informed choices about their next steps.*

*This activity was facilitated with Year 4 learners at [Beaver Road Junior School](#) over a 1.5-hour session, but it can easily be extended or adapted, with opportunities to use the exercises as warm-ups across different sessions. It also comes with plenty of scope to adapt the exercises to the*

***needs or aims of your learners.***

**[Log in](#) as a member below to access the full resource.**



---

	<b>Please log in here to access full content.</b>
Username	<input type="text"/>
Password	<input type="password"/>
	<input type="button" value="Login"/> <input checked="" type="checkbox"/> Remember me
	<a href="#">Forgot Password</a>

**To access all content, I would like to join as...**

## An Individual



Creative practitioners, educators, teachers, parents, learners...

[From £3.50](#)

## An Organisation...



Schools, Colleges, Arts Organisations: Single and Multi-Users  
**From £42**

*AccessArt is a UK Charity and we believe everyone has the right to be creative. AccessArt provides inspiration to help us all reach our creative potential.*

---

## **You May Also Like...**

**making a blind contour drawing**



## **Experimental mark-making tools**



## **Nests: Materials, Tools and Sketchbooks**



---

## **Drawing With Two Hands**

**You May Also Like...**

**see three shapes**



## Feely Drawings



**Ten minutes, five times a week**



**CPD recording: drawing with two hands**



---

## **Dreaming With Watercolour**

**You May Also Like...**

**let me inspire you by emma burleigh**



## Globe paintings



## introduction to watercolour




See all send resources



**See This Resource Used in Educational Settings...**







---

## **Our Creative Community: Plates Inspired by Janine Burrows**

---

## **Exploring A Midsummer Night's Dream: Making Magic Spells**

---

# Exploring Macbeth Through Art: Out Damn Spot!


---

## Movement Maps

---

## Water Soluble Felt-Tips With Complementary Colours

See How This Resource Is Used in Schools...








## You May Also Like...

Pathway: Spirals



[This resource is in the 'Spirals' pathway.](#)

the drawing journey



## Layered Colour Gestural Drawing



---

## Art Club Cafe

Use a range of making and modelling techniques to create a cafe, including modroc doughnuts and fabric pizzas!

---

# **Be Inspired by Flowers in a Glass Vase by Jan Davidsz de Heem**

This resource looks at 'Flowers in a Glass Vase' by the Dutch painter, Jan Davidsz de Heem (1606-1684), on permanent display at the Fitzwilliam Museum, Cambridge, and how it might inspire your own creative responses and experimentation with colour.

---

## **Galaxy Painting**

---

## **Classical Inks**

---

## **Painting A Rainbow Forest**

Rachel Burch, Head of Art at Burton Hathow Preparatory School and her pupils paint their own large scale, colourful forest inspired by AccessArt's resource 'Painting A Bluebell Forest'. Rachel shares her process in this resource.

---

# **Inspired by Edgar Degas: Printmaking, Drawing & Sculpture at the Fitzwilliam Museum Cambridge with AccessArt**

---

## **Colour Wheel for Infants and Juniors**

In this post, artist educator Rosie James, shows her open-ended and experiential approach to introducing the colour wheel to primary aged children throughout the key stages.

---

## **Sculpture Project Inspired by Egyptian Wall Painting**

This resource shares a project which explored mould making, casting and painting in the creation of a sculpture inspired by Egyptian wallpainting, in particular Nebamun hunting in the marshes, Nebamun's tomb-chapel, which can be seen in the

British Museum, London

The project can be adapted for use in KS 2 and 3, and can be used to accompany a study of Egyptian Art / Hieroglyphics.

---

# Watercolour Portrait

## You May Also Like...


Visual Arts Planning Collections:  
Portraits



watercolour



## foreshortened sketches



---

## Wave Bowls

In this session children make 'wave bowls' with Paula Briggs – a session where the pieces literally 'come together'.

---

# **Drawing with Objects by Melissa Pierce Murray**

Teenagers explore ideas of placement with artist Melissa P Murray by arranging or assembling objects to make compositions or maquettes.

---

# **Exploration of Watercolour in the Studio**

After having studied watercolour paintings at the Fitzwilliam Museum Cambridge with AccessArt, teachers were invited to undertake their own exploration of working with watercolour, including colour mixing, paint techniques, and intention. This resource shares the processes and outcomes of the practical studio session.