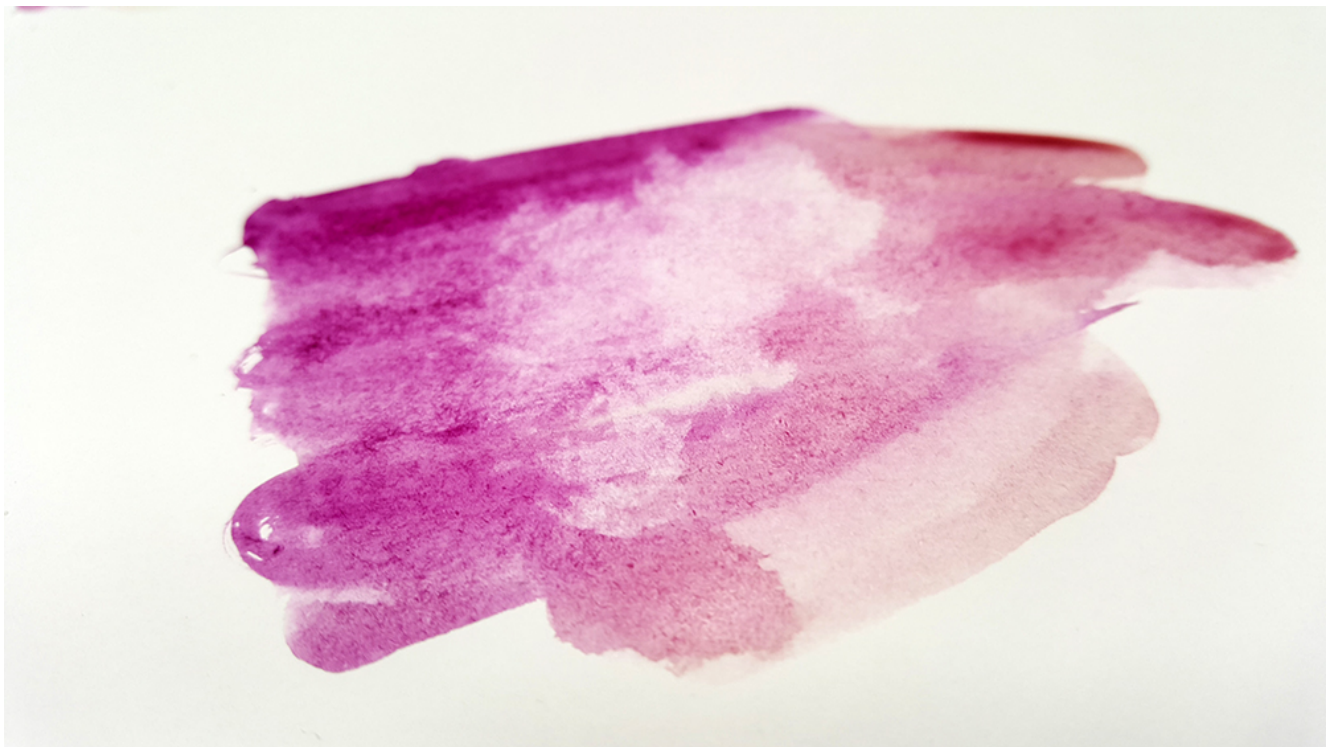


Introduction to Watercolour

This resource forms Part One of [Exploring Watercolour at the Fitzwilliam Museum, Cambridge, with AccessArt.](#)

The resource describes and demonstrates individual watercolour techniques, and then shows examples of these techniques in paintings from the Fitzwilliam Collection. The images can be printed and used in the classroom, making this resource a useful tool for teachers to use either in their own professional development or in a classroom context.



	Please log in here to access full content.
--	--

Username	<input type="text"/>
Password	<input type="password"/>
	<input type="button" value="Login"/> <input checked="" type="checkbox"/> Remember me
	Forgot Password

To access all content, I would like to join as...

An Individual



Creative practitioners, educators, teachers, parents, learners...

From £3.50

An Organisation...



Schools, Colleges, Arts Organisations: Single and Multi-Users
From £42

AccessArt is a UK Charity and we believe everyone has the right to be creative. AccessArt provides inspiration to help us all reach our creative potential.

You May Also Like...

Pathway: Exploring Watercolour



[Featured in the 'Exploring Watercolour' pathway](#)

Pathway: Mixed Media Land and city scapes



[This is featured in the 'Mixed Media Land and City Scapes' pathway](#)

PAINTING THE STORM AT BOURN PRIMARY

SCHOOL




Collection of Landscape Resources by Hester Berry



part 2: Exploration of Watercolour in the studio



Talking Points: Paul Klee



**Exploring Watercolour at the
Fitzwilliam Museum Cambridge**

with AccessArt

part 1: Introduction to Watercolour



The resource describes and demonstrates individual watercolour techniques, and then shows examples of these techniques in paintings from the Fitzwilliam Collection.

part 2: Exploration of Watercolour in the studio



After studying paintings from the collection at first hand and identifying how various marks within the paintings may have been made, teachers undertake their own exploration of working with watercolour.

The
Fitzwilliam
Museum
CAMBRIDGE



Supported using public funding by
**ARTS COUNCIL
ENGLAND**



Painting the Storm, at Bourn Primary Academy

Newspaper Heads by Sharon Gale

Nest

See This Resource Used in Schools...








You May Also Like...

**Pathway: Sculpture, Structure,
Inventiveness & determination**



[This is featured in the 'Sculpture, Structure, Inventiveness & Determination' pathway](#)

Talking Points: What can we learn from birds



Drawing source material: nests



Drawing Materials Sample Cards

Drawing project to create sample drawing material cards which can be used for future reference and inspiration. [Full AccessArt Members Only](#)

Seasonal Drawings: Observation, Composition and Colour

From careful line drawings to full colour collages – rich and evocative imagery by primary-aged children. [Full AccessArt Members Only](#)

Dressing Up as Fossils!

Fun and active drawing session with primary aged children, exploring mark making on fabric. [Full Access Art Members Only](#)

Communal Drawing: Summer Picnic!

Making a shared drawing!

Watercolour Washes Inspired by the Tapestries of Henry Moore

Introducing children to working with a restricted palette of watercolours.

Drawing Vegetables: A Drawing Game

A simple drawing game to encourage creativity, which we used to help us make drawings of vegetables. [Full AccessArt Members Only](#)

Illustrating Stories: Creating a Storyboard and First Dummy Book

Children's book illustrator Emma Malfroy shares how to plan out a children's book and make a mock up 'dummy book'.

Drawing Fish with Pen, Pencil and Watercolour

Using a variety of materials and drawing exercises to help focus our observation skills. [Full AccessArt Members Only](#)

Drawings with Mass: Potatoes, Playmobil and Henry Moore

Inspired by drawings by Henry Moore – making weighty drawings with ink, wax and graphite

Drawing Toys Inspired by Gwen John's Cats!

Taking inspiration from the cats sketched by Gwen John, we worked with 6 to 10 year olds to use graphite, charcoal and wash to sketch toys.

Drawing Feathers: Perfect for Mark Making

How to Draw Feathers inspired by John Ruskin's Peacock Feather. Beautiful sketches resulting from an appropriate warm-up exercise and combinations of drawing materials. Suitable for all ages.

Sketchbook Journal Ideas

Three artists share their ideas about taking sketchbooks on journeys.