

Aspire to Create: Inspired by Nature & Empowered by Creativity – Red to Green

By Sheila Ceccarelli for Students and Staff at Red2Green

In autumn 2015, AccessArt was invited to lead a series of practical workshops as part of an [Arts Council, Grants for the Arts](#) project, *Aspire to Create* which was managed and delivered by [Red2Green](#).

Red2Green is a 'Cambridgeshire charity providing services including learning, leisure and work opportunities for adults with a wide range of disabilities.'

Aspire to Create aimed to 'broaden its students' access to creative opportunities.'

During a two week residency, [Sheila Ceccarelli](#), from AccessArt, worked with *Aspirations*, a group of adult learners with [Autistic Spectrum Disorders](#) and staff at Red2Green, on a series of practical workshop sessions, exploring creative processes from drawing and printmaking to sculpture & casting, inspired by nature and culminating in an exhibition.

The *Aspire to Create* project was underpinned by the students' research into a local 19thC amateur naturalist [Leonard Jenyns](#) and his connection to [Charles Darwin](#). Prior to Sheila's visits, learners visited the local church in Swaffham Bulbeck, where Jenyns was the vicar.



Window dedicated to naturalist Leonard Jenyns at St. Mary's, Swaffham Bulbeck - photo by Aspirations learner

Learners had also visited the [Fitzwilliam Museum, Cambridge](#), exploring both 20th century and classical art works inspired by nature and the [Sedgwick Museum of Earth Sciences](#). A box of skulls was also borrowed from the Cambridge University Museum of Zoology [Loans Boxes](#) service.

Sheila continued themes inspired by nature and natural form and offered students a bespoke opportunity to build up a repertoire of techniques and a portfolio of creative experiences.

The weeks were action packed and sessions were energetic and sometimes chaotic, but one of the most wonderful outcomes, beyond even that of the beautiful and thoughtful work created, was the transformation of the classroom into a studio and the commentary and conversations that happened there.

Sessions were documented and the series of AccessArt posts, below, created to offer a lasting archive to demonstrate how learners accessed the processes and highlight the extraordinary work produced.

Please note that not all was documented to protect the privacy of some of the learners who preferred to remain anonymous.

Many thanks to Sharon, Sally, Vicky, Jeanette, Alice and Elizabeth for their help during the workshops and inviting me to be part of such an inspiring and supportive learning environment - Sheila

One: Casting



[Exploring mark making into wet clay,](#)

mould making, mixing and pouring plaster

Two: Patterns in Nature, Line and Wire



Using drawing to look at designs and patterns in nature to inspire the creation of wire sculpture

Three: Taking Rubbings and Making Compositions



Recording the surrounding world by taking rubbings

Four: Block Printing



Learners are introduced to block printing

Five: Monoprinting




Exploring texture, pattern and mark making through monoprinting

Six: Steps to Observational Drawing



Four steps to enabling observational drawing

Seven: Making Sculpture



Learners explore sculptural principles of form, space and balance

Eight: Wax Resist and Scraffito



Introducing colour with wax resist and scraffito techniques

Years 3 and 4 D&T and Making Club

A collection of resources by Sheila Ceccarelli based on her Brilliant Makers Club for year three and four pupils at Milton Road Primary School, Cambridge. Children were encouraged to experiment, think and engineer creative solutions by working on simple projects, with individual and independently generated outcomes.

Making and Drawing Birds

creating decorative designs from birds:
markmaking, texture and pattern



In the Company of Birds



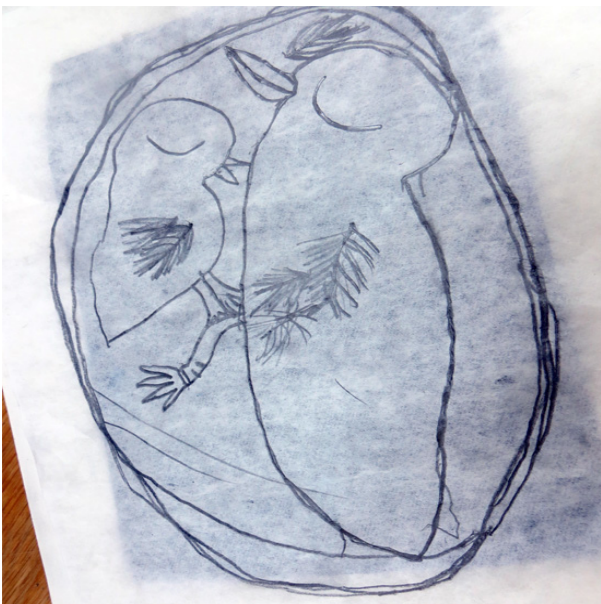
nest




Rowan: Making a Clay Bird from a Mould



dragons and birds in eggs: hidden and revealed



making birds! sculptural ideas for primary schools



Sculptural Birds in Flight by Teenage Makers



rook: transforming materials



Printing at Battyford Primary, Inspired by Hester Cox



‘Flock’ at Prospect House School, Inspired by Veronica Lindsay-Addy



book transformation: flock of birds



drawing birds with mixed media: creating effects with oil pastels, crayons and ink washes



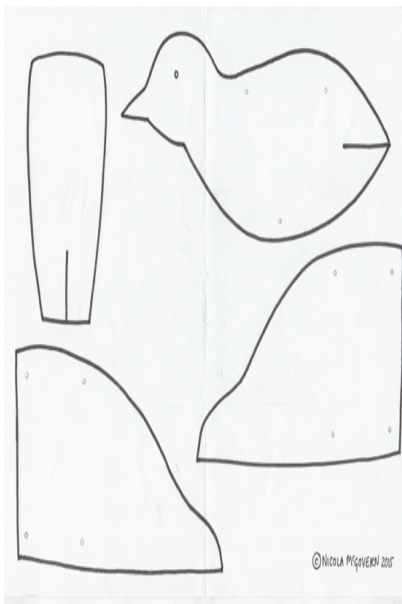
‘Dawn Chorus’ by Marcus Coates



Colourful Sculptural Birds by Pupils at Donhead Preparatory School



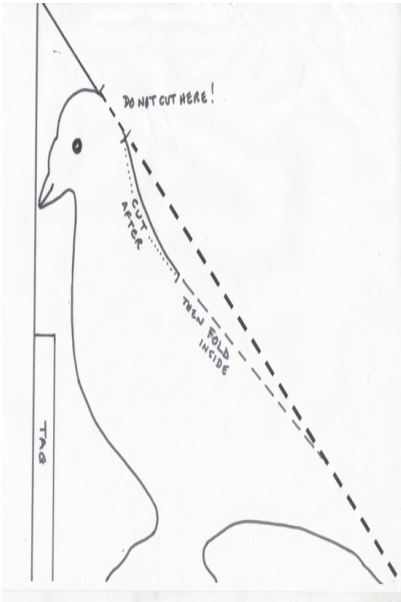
Priscilla the Puffin: Make a Simple Bird Mobile



How to Make a Simple Origami Bird by Melanie Johns



Paper Pidgeon Project



‘Birds in the Trees’ by Pupils at Battyeford Primary School



Brave Young Makers: Year Three Pupils at Ridgefield Primary Transform materials into Birds and Insects



making modroc sculpture



cantus arcticus (Concerto for birds and orchestra) Op.61: Images Inspired by Music



Perseverance, Determination and Inventiveness: Building Nests



The Friendship Tower by Rachel Scanlon

A 3D workshop inspired by the onset of the world cup and discovering more about other nations. by Rachel Scanlon

Transformation Project: Snippets of Inspiration

Megan Boyd



[Scottish Fishing Fly Maker](#)

In a cottage in northern Scotland, Megan Boyd twirled bits of feather, fur, silver and gold into elaborate fishing flies – at once miniature works of art and absolutely lethal. Wherever men and women cast their lines for the mighty Atlantic salmon, her name is whispered in mythic reverence, and stories about her surface and swirl like fairy tales. With breathtaking cinematography and expressive, hand painted animation, *Kiss the Water* adheres to and escapes from traditional documentary form, spinning the facts and fictions of one woman's life into a stunning film about craft, devotion, love, and its illusions.

Enjoy the preview of *Kiss the Water* below – the film is sure to inspire.

Hubert Duprat



Caddis Fly Larvae

French artist Hubert Duprat worked in partnership with caddis fly larvae to create these wonderful living works of art.

Cornelia Parker



Manipulating Matter

British sculptor and installation artist Cornelia Parker transforms ordinary objects into something compelling and extraordinary.

[Cornelia Parker @ 5x15](#) from [5x15](#) on [Vimeo](#).





Teenagers Work on an Art Project for the Community

Teenagers work to a brief to create Two Mannequins for 'Friends at Mitcham's Corner' Project.

Sculptural Pots

Thinking and Making

Which Artists: Faith

Bebbington

What We Like About This Resource...

“Faith’s work creating sculptures using recycled or discarded plastic is really beautiful, and exceeds expectation of what we might consider scrap plastic being able to do. The processes she uses, particularly with the dancing figures, are all easily accessible to a school setting, with tape, card, wire being relatively inexpensive and simple to use. Delivering an Art project using waste plastic has cross curricular links with other subject areas, particularly PSHE and Geography where children may be learning about the environment and how to protect it” – Tobi, AccessArt.

You Might Also Like...



Sea Sculptures from Plastic Bottles



Transformation Project



[Visual Arts Planning: Our Natural World](#)

Making a Sculptural Modroc Mask

How to use modroc to create a sculptural mask perfect for carnivals or shows. [Full AccessArt Members Only](#)

After School Art Club: Drawing, Collage, Painting and Sculpture. (Part 2)

Constructing icebergs to make an installation in a school

hall.

After School Art Club: Drawing, Collage, Painting and Sculpture. (Part 1)

An after school art club exploring drawing, sculpture and collage.

Using Modroc as a Sculptural Construction Material: Handmade Plasterboard!

Using modroc and paper to make an ingenious construction material. [Full AccessArt Members Only](#)

Fish Sculptures

Making fish sculptures with children aged 6 to 10, and incorporating drawing into the process. [Full AccessArt Members Only](#)

Landscape Sculptures in Wire and Mixed Media: Working Through Ideas

Using modelling wire and modroc or masking tape to construct landscapes and using drawing to support the making process.

[Full AccessArt Members Only](#)

Sculptural Modroc Shoes!

Using modroc to turn old shoes into sculpture! A high energy workshop for children. [Full AccessArt Members Only](#)

Making Mummies and Sarcophagi PDF Download

Making Mummies and Sarcophagi PDF explores using modelling, mould making and casting as processes to help make models. Suitable for children.

Making Modroc Sculpture

Making sculptural pets from modroc.

Preparation for Tool Box: List of Materials and Tools

Making Halloween Props – A Gruesome Hand and Witches Nose