

Recycled Baskets by Scarlett Rebecca

By [Scarlett Rebecca](#)

In this post printmaker Scarlett Rebecca demonstrates how she takes old prints and repurposes them into baskets for plants or keeping trinkets in. This activity is most suited to both secondary school students and adults.

[Join AccessArt](#) to watch the full video below.

	Please log in here to access full content.	
Username		<input type="text"/>
Password		<input type="password"/>
	<input type="button" value="Login"/> <input checked="" type="checkbox"/> Remember me	
	Forgot Password	

To access all content, I would like to join as...

An Individual



Creative practitioners, educators, teachers, parents, learners...

From £3.50

An Organisation...



Schools, Colleges, Arts Organisations: Single and Multi-Users
From £42

AccessArt is a UK Charity and we believe everyone has the right to be creative. AccessArt provides inspiration to help us all reach our creative potential.

You May Also Like


paper bowls



explore paper weaving



recycled baubles



Exploring A Midsummer Night's Dream: Making Magic Spells

Exploring A Midsummer Night's Dream: Creating a Forest Collage Part One

**Exploring Macbeth Through
Art: Storyboards**

**Exploring Macbeth Through
Art: Out Damn Spot!**

**Exploring Macbeth Through
Art: Macbeth Portraits**

**Exploring Macbeth Through
Art: Witch's Capes**

Explore Paper Weaving

Making 2d & 3d Fashion Designs with Painted and Decorated Paper

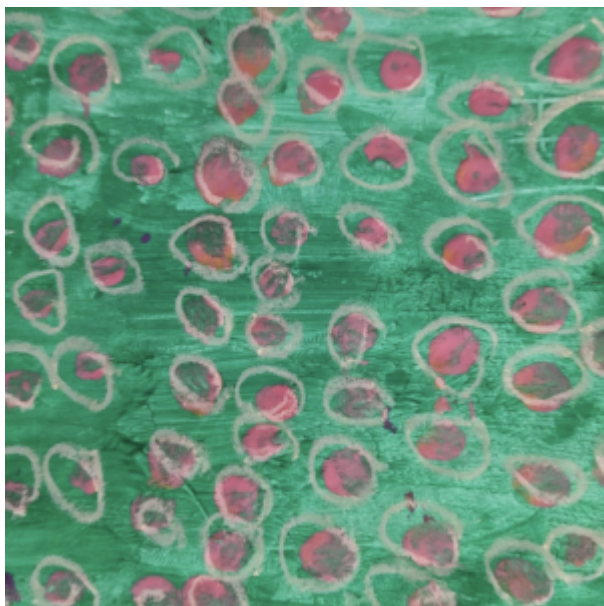
See This Resource Used In Schools...




















You May Also Like...

Pathway: Fashion Design



[This is featured in the 'Fashion Design' pathway](#)

Talking Points: Hormazd Narielwalla



Talking Points: Tatyana Antoun




Talking Points: Alice Fox



Talking Points: Pyer Moss



Talking Points: Rahul Mishra



Making a Treehouse

You May Also Like...

Pathway: Stick Transformation project



[This is featured in the 'Stick Transformation Project' pathway](#)

Talking Points: treehouses



A Visual Poetry Zine with Monotype

Use monoprint, paint and collage to create zines inspired by poetry.

Dance and Drawing



Light-field Monotype with Acrylic Paint


Dark-Field Monotype: Masking

Cut Out Typography

See This Resource Used In
Schools...











You May Also Like...

Pathway: Typography and Maps




[This is featured in the 'Typography and Maps' pathway](#)

Talking Points: What is typography?



Talking Points: Louise Fili



Creating Repeat Patterns With Rachel Parker

What We Like About This Resource...

“This is a great activity for really tuning into colour and shape. The process is ultimately quite a refined one (ie making a pattern balanced and repeated ‘correctly’) – but there’s plenty of scope for exploring pattern in a more experiential way prior to the refinement page. Try one of the recommended resources below to introduce pattern and begin with some open ended activities to build skill and confidence.” – Andrea, AccessArt

You Might Also Like...

Pathway: Exploring pattern



This is featured in the 'Exploring Pattern' pathway


Talking points: Andy Gilmore



talking points: Louise Despont



Inspired by Rachel Parker



Teachers Explore Pattern, Shape and Texture



Block Printing Repeat Patterns



AccessArt's Prompt Cards for Making

You Might Also Like...

Pathway: Music and art



[This is featured in the 'Music and Art' pathway](#)

Pathway: Playful Making



[This resource is featured in the 'Playful Making' pathway](#)

Manipulating Paper



Cardboard Sculptures



The Chair and Me




Turkish Map Fold

What We Like About This Resource...

“This activity is a great example of how we can use paper as the focus of creativity. Often we use paper purely for drawing or painting on, but here, it is central to the activity itself. While these particular folded sculptures have their roots in Turkish culture, you could still deliver the activity if looking at things like Origami too, thus linking it across different cultures” – Rachel, AccessArt

You Might Also Like...

Puzzle Purses Part 1



Puzzle Purses Part 2



Paperback Figures



Which Artists: Su Blackwell

What We Like About This Resource...

“It’s really interesting to hear how Su’s career path evolved organically, and how experimenting with different disciplines such as ceramics and sculpture whilst studying Textiles at the RCA began her journey towards paper craft and books. We really like how the small book sculptures inspired the larger scale set designs for The Snow Queen. They transfer so effectively to the stage and you can imagine how engaging it would be for a young audience to recognise letters and words on

lampposts and other scenic elements". – *Rachel, AccessArt*

You Might Also Like...



[Creating a Book World](#)



[Sketch Set Design Models](#)



[Set Design for Primary Aged Children](#)

Which Artists: Rachel Parker

What We Like About This Resource

“It’s really interesting to see the combination of hand and digital work in Rachel’s work, and particularly how her hand stitched embroidery is scanned before being used to create patterned products. We love that lots of Rachel’s work begins in sketchbooks and how this really underpins her creative process. For children in school, learning to utilise a sketchbook and

discover their potential though drawing and mapping ideas is invaluable. We have a whole Sketchbook Journey section on the AccessArt website (linked below) which explores this in more detail". – *Rachel, AccessArt.*

You Might Also Like...

Pathway: Exploring pattern

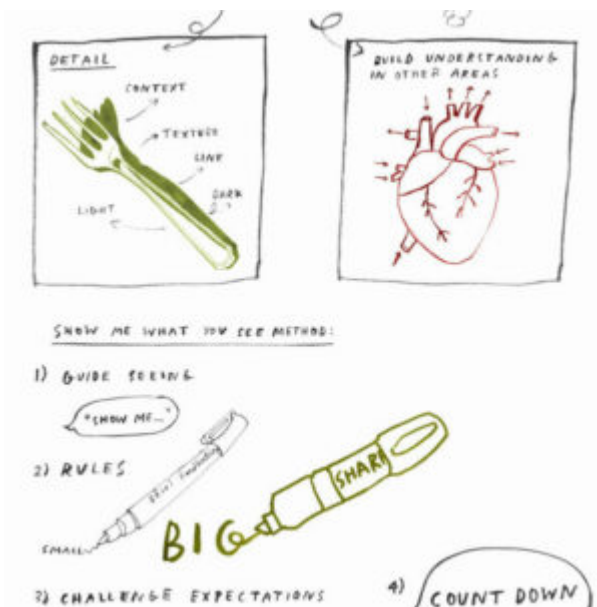


[This is featured in the 'Exploring Pattern' pathway](#)


using sketchbooks to make visual notes



Show me what you see



Inspired by Rachel Parker



Sewn Treasure Box



Felt and Embroidery Sets

