


Turkish Map Fold

By [Theresa Easton](#)

In this post printmaker Theresa Easton shows us how to make a Turkish Map Fold. From one Map Fold to a whole concertina full, see how this project can be expanded or simplified for different age groups. Try it with plain paper, patterns or your own designs!



	Please log in here to access full content.	
Username	<input type="text"/>	
Password	<input type="password"/>	
	<input type="button" value="Login"/>	<input checked="" type="checkbox"/> Remember me
	Forgot Password	

To access all content, I would like to join as...

An Individual



Creative practitioners, educators, teachers, parents, learners...

From £3.50

An Organisation...



Schools, Colleges, Arts Organisations: Single and Multi-Users
From £42

AccessArt is a UK Charity and we believe everyone has the right to be creative. AccessArt provides inspiration to help us all reach our creative potential.


What We Like About This Resource...

“This activity is a great example of how we can use paper as the focus of creativity. Often we use paper purely for drawing or painting on, but here,

it is central to the activity itself. While these particular folded sculptures have their roots in Turkish culture, you could still deliver the activity if looking at things like Origami too, thus linking it across different cultures” – *Rachel, AccessArt*

You Might Also Like...

Puzzle Purses Part 1



Puzzle Purses Part 2



Paperback Figures



Which Artists: Su Blackwell

What We Like About This Resource...

“It’s really interesting to hear how Su’s career path evolved organically, and how experimenting with different disciplines such as ceramics and sculpture whilst studying Textiles at the RCA began her journey towards paper craft and books. We really like how the small book sculptures inspired the larger scale set designs for The Snow Queen. They transfer so effectively to the stage and you can imagine how engaging it would be for a young audience to recognise letters and words on lampposts and other scenic elements”. – *Rachel, AccessArt*

You Might Also Like...



[Creating a Book World](#)



Sketch Set Design Models



Set Design for Primary Aged Children

Which Artists: Rachel Parker

What We Like About This Resource

“It’s really interesting to see the combination of hand and digital work in Rachel’s work, and particularly how her hand stitched embroidery is scanned before being used to create patterned products. We love that lots of Rachel’s work begins in sketchbooks and how this really underpins her creative process. For children in school, learning to utilise a sketchbook and discover their potential through drawing and mapping ideas is invaluable. We have a whole Sketchbook Journey section on the AccessArt website (linked below) which explores this in more detail”. – *Rachel, AccessArt.*

You Might Also Like...

Pathway: Exploring pattern



This is featured in the 'Exploring Pattern' pathway


using sketchbooks to make visual notes



Show me what you see



Inspired by Rachel Parker



Sewn Treasure Box






Felt and Embroidery Sets




Which Artists: Nathan Ward

Roots & Shoots: A Sculptural Challenge

See This Resource Used In Schools...





You May Also Like...

Pathway: Stick Transformation project



[This is featured in the 'Stick Transformation Project' pathway](#)

Making a Backwards Sketchbook

Animal Habitats: An Ecological Mural of Planet

Earth

Vicki Ostensen visits her local Primary School to create a beautiful large scale mural of animals in their natural habitats.

Shadow Puppet Making and Performance

How Middle Eastern architecture was the inspiration behind a shadow puppet show for a year 4 class. A great opportunity for children to learn the technical aspects of making puppets, but also using narrative and story to create a performance.

Ink Collage Inspired by The Wolf Wilder

Using a well loved children's book as a starter for creating a beautiful and varied collage using different inking techniques.

Making a Scroll Drawing

Shells: Observational and Imaginative Drawing

You May Also Like...

Still Life Compositions



[Create and paint your own still life composition inspired by Cézanne](#)

Drawing Spiral Snails



[Explore spirals found in nature with this mixed media workshop](#)

Drawing Spirals



[Explore drawing using whole body movements](#)

One Roll of Paper, Two Activities

Printed Houses

Unesco: Celebrating the Power of Making!

Inspired by Paula's recent rousing film, 'It's in Our Hands', artist Jan Miller pulled images together from her own teaching to illustrate the things the children in her classroom do with their hands

Bubble Drawings

Pastel and Rubber Chiaroscuro

Drawings

Thinking Silhouettes

Mini World Light Boxes

Teacher Anna Campbell shares this beautiful resource which shares how children aged between 4 and 7 years old, made 'Light' boxes. This project could easily be adapted for an older class and is brilliant for SEN children/adults.

Wall Drawings with Tape

Classical Inks