

Making the “AccessArt For All” Banner

By [Paula Briggs](#)

Sewn banners sit within a long and powerful tradition of creativity and activism, where textiles, stitch, colour and symbol are used to make visible what communities care about. From [suffrage banners](#) to [trade union, peace and protest banners](#), making by hand has enabled people to gather, speak collectively and claim space. In this post, we document how AccessArt made a sewn banner to help create a strong visual presence at advocacy events.



As a [Subject Association for art, representing over 24,000 members, and as a visual arts educational charity](#), we always try to balance our practical work creating [resources for teachers and learners](#) with our advocacy work, raising awareness of the importance of arts education for all. With the Curriculum and Assessment Review, the government's response to that review, and a whole raft of proposals aimed at providing a world-class curriculum for all, the wider arts education community has, in many ways, never felt more united in its message. It felt like an appropriate time to make a banner that AccessArt could use at events to help create greater visibility. Inspired by the beautiful banners created by trade unions

and the Suffragette movement, we decided our banner needed to be carefully crafted and beautiful to look at.




To Begin

Letters were drawn on paper to act as templates. We sketched these freehand, working between measured lines, but you might decide to enlarge

letters downloaded from the internet.



We then used the paper letters to cut out a fabric letter that was 1cm larger in every dimension than the paper template, and then a letter cut from iron-on interfacing. The shape cut from interfacing needed to fit the *reverse* of the letter, as it was to be ironed onto the back of the fabric letter.




Using a running stitch, we hemmed each letter around the interfacing.




We then pinned the hemmed letters to the banner

background, using a chalk pencil to mark out positions to ensure everything was straight.





We used a small overcast stitch to simply attach the edges of each letter to the banner. We then ironed each letter down, using the interfacing to help fix the letters in place.



We scaled up the AccessArt bird using the grid method.







As we wanted the banner to display the message "AccessArt for All" from both the front and the back, we made two versions, one mirrored, so the text could be read from either side.





We then sewed them together (hemming as we went) using a sewing machine.



Time to take the “AccessArt for All” banner out into the world!



The [Arts & Minds Coalition](#) visited Westminster to deliver an [open letter signed by 10,000 people](#) to make space for the arts in schools (2025).





Banners can communicate hope, resistance, care and solidarity in ways that words alone sometimes cannot. Making a banner is also a collective act: it brings people together to think, talk, make and stand alongside one another. Banners help us claim space and show what matters to us. We hope the AccessArt banner encourages you to think about how you might make your own banner. What will it convey? Who will you make it with? Where will you take it?



This is a sample of a resource created by UK Charity AccessArt. We have over 1500 resources to help develop and inspire your creative thinking, practice and teaching.

AccessArt welcomes artists, educators, teachers and parents both in the UK and overseas.

We believe everyone has the right to be creative and by working together and sharing ideas we can enable everyone to reach their creative potential.

Autobiographical Houses

You May Also Like...

Printed Houses



Making A Treehouse



Talking Points: Architecture



AccessArt Art Week 2026: Kindness and Curiosity Assembly Presentation

You May Also Like...

**AccessArt art week 2026: Curiosity and
Kindness**

CURIOSITY AND KINDNESS



ACCESSART

AccessArt art week 2026: Curiosity and Kindness Activities



explore other art week themes



Curiosity and Kindness: Prompt Cards for Making

You May Also Like...


AccessArt art week 2026: Curiosity and Kindness

CURIOSITY AND KINDNESS



ACCESSART

AccessArt art week 2026: Curiosity and Kindness Activities



explore other art week themes



Prompt Cards for Making



roots and shoots



playful making inspired by nna kalu




**Finding Kindness in Marks
Made by Artists**

You May Also Like...

AccessArt art week 2026: Curiosity and Kindness




AccessArt art week 2026: Curiosity and Kindness Activities




explore other art week themes



Experimental mark-making tools



the anatomy of a pencil



Finding Marks Through Drawings Made by Artists



Splendour and Opulence

Inspired by Klimt

What We Like About This Resource...

"We really love how Nichola devised and facilitated this activity, giving learners complete freedom whilst limiting certain elements such as colour palette. This activity incorporates a journeyful approach, in which the experiments all come together to form a shared outcome, and celebrate every learners exploration, which we love!" – Tobi, AccessArt

You May Also Like...

visual notes



sculptural environments inspired by hockney



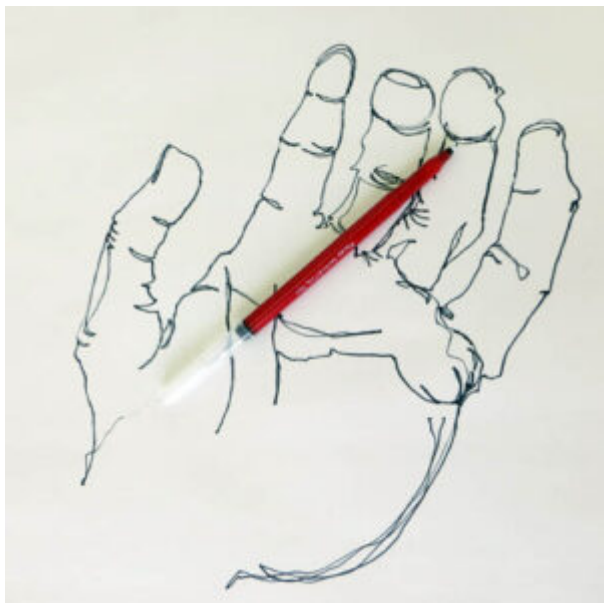
Multimedia Response to Yayoi Kusama



Dizzy Tins

You May Also Like...

Drawing Hands



Paint your corner shop



animating hands



redesigning food packaging



Adapting AccessArt: Woolly

Scarves and Long Sketchbooks

You May Also Like...

Using pastel to capture texture



collaging with wax crayon rubbings



concertina landscapes



**Collaged Costume for
Cardboard Figures**

You May Also Like...

Speech Bubble Challenge



alternative fashion




making 2d and 3d fashion designs



See This Resource Used in Educational Settings...









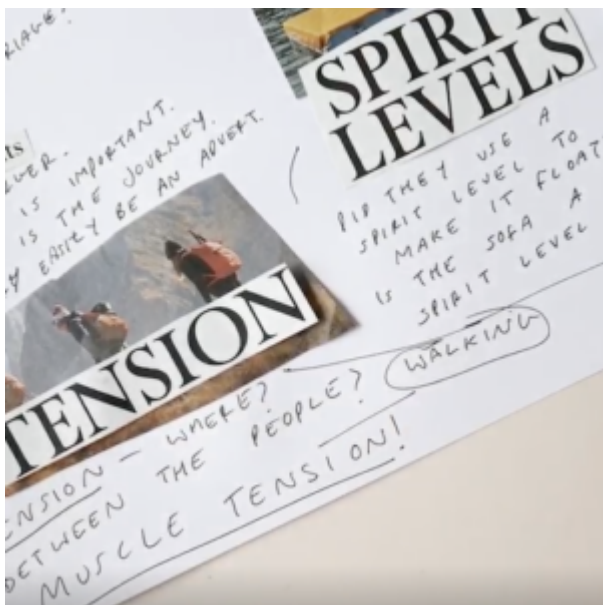
Speech Bubble Challenge

You May Also Like...

Collaged Costume for Cardboard Figures



Word and image: creating new narratives



Talking heads



2026 – Time for a New Relationship?

Drawing With Two Hands

You May Also Like...

see three shapes




Feely Drawings



Ten minutes, five times a week



CPD recording: drawing with two hands



Adapting AccessArt: Plinth People

This Project Uses The Following Resources...

Plinth people: Sculptural Self Portraits



Quick Clay Figurative Sketches



Landscapes Inspired by John Piper

How I use my Sketchbook as a Painter and Maker, by Rowan Briggs Smith

Transforming Letters

You May Also Like...

cut out typography



typography for children



drawing with scissors



CPD Recording: Transforming Letters



Talking With Your Hands

Destroying to Create

Co-Design in the Classroom

You May Also Like...

Our Creative Community: A pupil-led Project



Visual Arts Pedagogy



Art in Times of Ill Health

You May Also Like...

AccessArt treehouse



AccessArt Wellbeing Resources



Which Artists: Merlin Evans

