

The Wildflower Meadow

Rachel Burch, Head of Art at Burton Hathow Preparatory School and her pupils explore simple drawing, collaging and painting techniques to create beautiful artworks inspired by a summer meadow.

David Parr House – “What’s Your Space?”

In celebration of the opening of David Parr House in Cambridge, this resource aims to inspire children aged 8 to 12 to explore design.

Nursery Night Time Collage

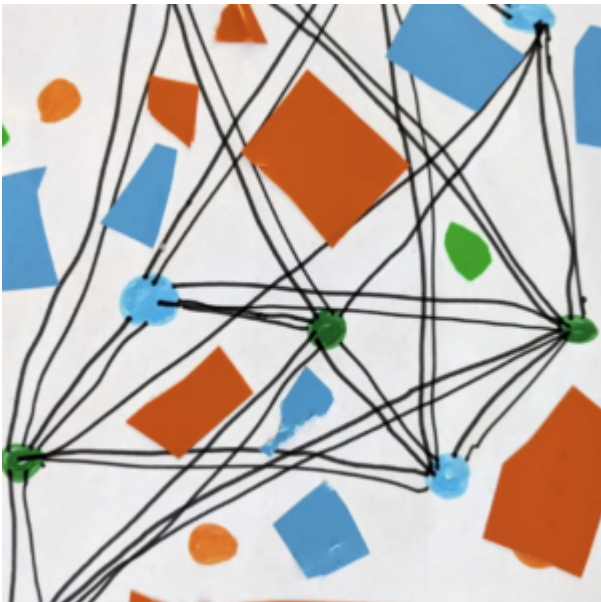
Inspired by the AccessArt Village, artist Rachel Thompson works with pre-school aged children in St Matthew’s Nursery School, Cambridge to make their very own night time scenes with collage and wax-resist.

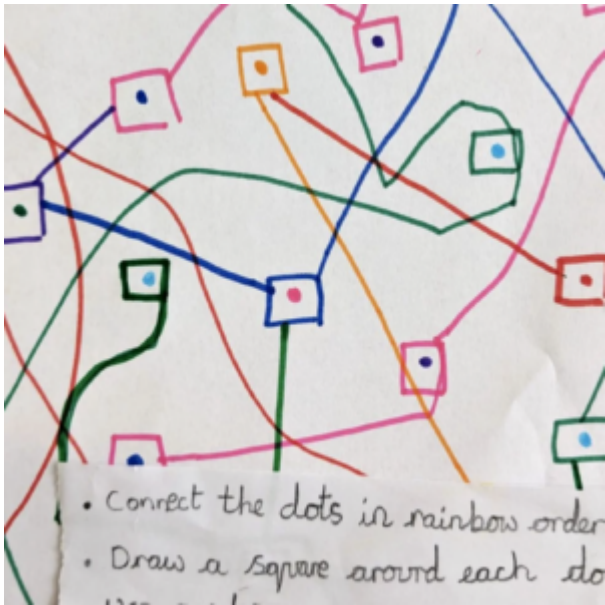
Making the Gift of Home this Winter

The AccessArt Village in the Ruskin Gallery, Cambridge and how to celebrate community, creativity and home.

Rules and Resolutions

See This Resource Used In Schools...





You May Also Like...

Pathway: Exploring pattern



[This is featured in the 'Exploring Pattern' pathway](#)

Talking points: Andy Gilmore



talking points: Louise Despont



**#BeACreativeProducer –
Animating a
Demonstration!**

Using cut-out images against a green screen to make a simple stop motion animation.

For Remembrance Day

Anne-Louise Quinton creates a project for her Year 9 pupils to commemorate Remembrance Day. The teenagers worked collaboratively to create a collaged frieze of paper soldiers in response to an artwork by John Singer Sargent and a war poem by Wilfred Owen.

Taking on the Inktober Challenge

Artist Morag Thompson Merriman taking on the Inktober Challenge and generously shares her process with AccessArt.

7 & 8 Year Olds Explore

MonoPrinting & Oil Painting

**Drawing with Scissors:
Screen Printing
Workshop in 3 Stages,
Inspired by Matisse**

Withy Butterflies

Art educator Anne-Louise Quinton shares a workshop for making a flock of large, withy butterflies, creating a colourful

and dramatic artwork.

An Exploration of Artwork by Shepard Fairley

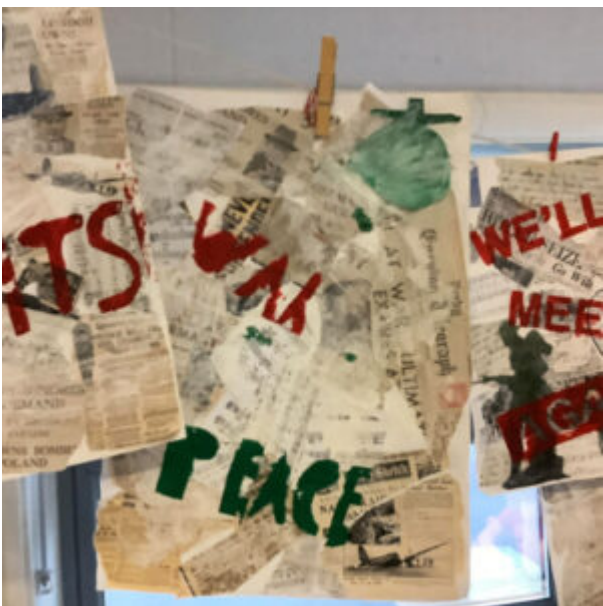
**Teenagers
Propaganda
Inspired**

**Make
Art
by**

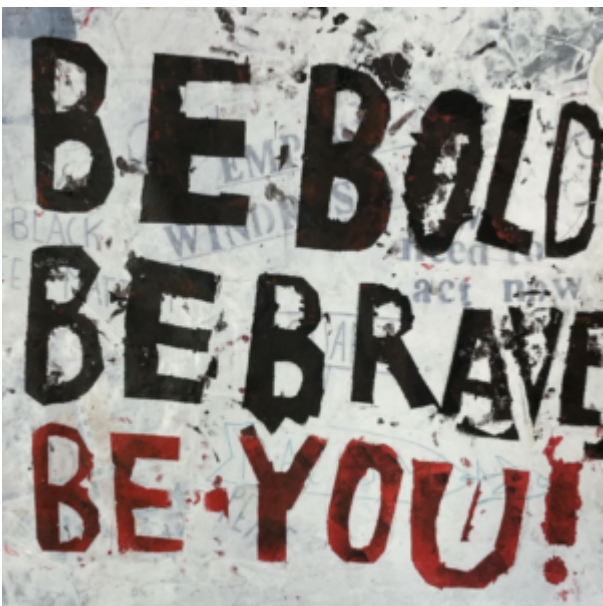

Shepard Fairey

See This Resource
Used In Schools...
















You May Also Like...

Pathway: Print & Activism



This is featured in the
'Print & Activism' pathway


Talking Points: Luba Lukova



Talking Points: Faith Ringgold



Talking Points: Kate DeCiccio



Talking Points: Shepard Fairey



**Screen Prints
Inspired by
Shepard Fairey**

Making Sculptural “Wild Things” (Session 2 & 3)

**See This Resource
Used In Schools...**







You May Also Like...

Pathway: Drawing and Making Inspired by Maurice Sendak



This resource is featured in the 'Drawing and Making Inspired by Maurice Sendak' pathway

talking points: maurice sendak



session recording: exploring modroc



Roseate Spoonbill Mixed Media Project

Beginning with Bones

In a workshop led by artist Melissa Pierce Murray, teenagers make observational drawings of a 1/4 life size model of a skeleton to understand the structure of the human body. Students looked at how artists used

armatures, including Alberto Giacometti and Henri Matisse.

Dancing Bones

Inspired by real anatomical drawings of human, ape, cat, lion, horse and dog skeletons, teenagers build 'life size' and 'oversize' collages of 'dancing skeletons' – This workshop was led by artist Melissa Pierce Murray

Year 3 Roald Dahl

& Quentin Blake Homework

A year three homework brief to 'make or draw a Roald Dahl character inspired by Quentin Blake.'

The AccessArt Village and How a Small Idea can be Big

Sheila Ceccarelli from AccessArt leads year nine students from Frances Bardsley Academy for Girls on a collective

drawing and collage experience exploring the #AccessArtVillage in BRG Brentwood Road Gallery. Students absorb this stunning collection of sewn houses and inspired by thread and stitches, make their own creative responses.