

Is choice at the heart of art? By Joanna Grace

Joanna Grace, founder of The Sensory Project discusses the exceptional talents of artists with PMLD (profound and multiple learning disabilities)

The Lion, the Witch and the Wardrobe by Kaz Trinder

Playing with tape, projectors, Wicky Sticks and so much more!

Accessible approaches for collaborative drawing with visually impaired students with Sara Dudman and Debbie Locke at the Thelma Hulbert Gallery in Devon

Astronaut Paper Body Casts by Gillian Adair McFarland

A non messy, big impact project in a day on the theme of space exploration to fit with Tim Peake going to the International Space Station.

Year 3 & 4 Making Club: Animal Parade – Week One

To use our Carnival Mask Template to create animal masks for an Animal Parade at the end of this half term.

Paperback Figures: Collaged, Relief Sculptures

You May Also Like....

Visual Arts Planning Collections: Cardboard and paper



Book art with Primary children



Making 2d & 3d Fashion Designs with Painted and Decorated Paper



Red to Green: Taking Rubbings and Making Compositions

process of recording by taken rubbings from natural and man made objects whilst incidentally making uninhibited gestures and marks with graphite


‘Birds in the Trees’ by Pupils at Battyeford Primary School

You May Also Like...

Visual Arts Planning Collections: Birds



Drawing Feathers



Flat yet sculptural



Paint, Colour and Autobiographical Imagery

Priscilla the Puffin: Make a Simple Bird Mobile

Nicola McGovern was one of the artists who generously donated an artwork to the AccessArt Share-a-Bird Project. She sent a mobile of a puffin and included a template so that the children who received her bird could have fun making a whole flock of puffins.

Pattern and Collage: A Whole School Workshop at Monkfield Primary School

**Inspired by Joseph Cornell:
Making a Decorative Aviary
Box**

**See This Resource Used In
Schools...**







**Printmaking with Salvaged
Sticky Back Aluminium Foil,
Mixed Media and Cardboard**

Manipulating Paper: Turning 2D into 3D

Andrea Butler and Paula Briggs show how to manipulate flat pieces of paper into three dimensional shapes.

Animal Sculpture and Collage with Students at Philip Southcote School, Surrey

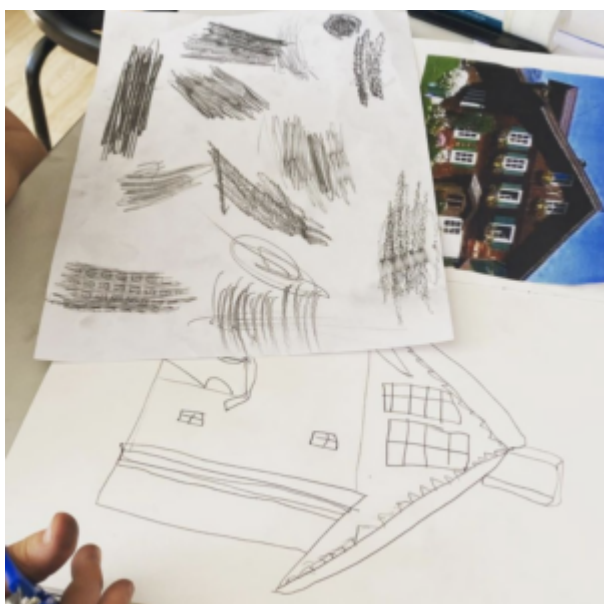
Exploring 'identity' by interpreting the characteristics, habitats and personalities of animals through making sculpture and collage with scrap store materials.

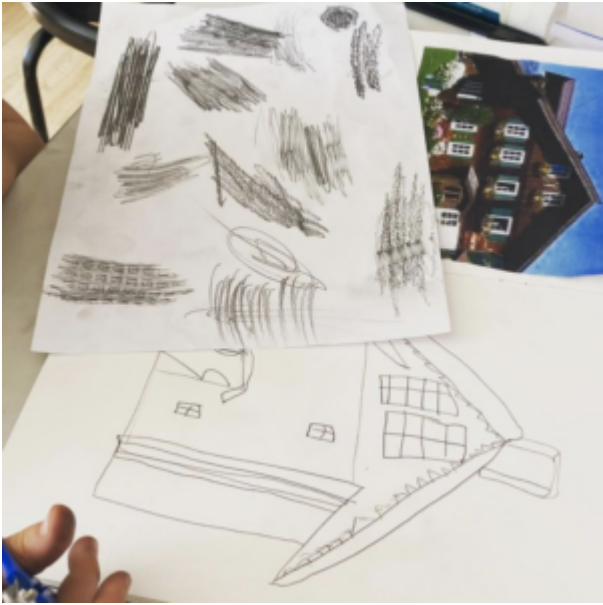
Inspired by Google Earth: Making

Making models inspired by images from Google Earth.

Houses from Around the World: International Day at Monkfield Primary School

See This Resource Used In
Schools...







Flat Yet Sculptural? Drawing, Collage, Construction

Following on from using the grid method to scale up simple drawings, children worked on collage and construction to transform their drawings into sculptures.

Exploring Materials: Paper and Water and Making Paper

Exploring Three Dimensions with Lego: Drawing and Collage

You May Also Like...

Pathway: Exploring Form Through Drawing



[This is featured in the 'Exploring Form Through Drawing' pathway](#)

Adapting AccessArt: From 2D to 3D

