

Autumn Floor Textiles

By [Tobi Meuwissen](#)

In this seasonal textile activity aimed at EYFS and SEND learners, students will create an autumn floor on fabric. They will get the opportunity to use a variety of different materials on calico as well as use new techniques such as wax resist. This activity encourages the development of skills such as colour mixing, dexterity, fine motor skills and an exploration of shape.

[Join AccessArt](#) to watch the full video.

	Please log in here to access full content.	
Username	<input type="text"/>	
Password	<input type="password"/>	
	<input type="button" value="Login"/>	<input checked="" type="checkbox"/> Remember me
	Forgot Password	

To access all content, I would like to join as...

An Individual



Creative practitioners, educators, teachers, parents, learners...

[From £3.50](#)

An Organisation...



Schools, Colleges, Arts Organisations: Single and Multi-Users
From £42

AccessArt is a UK Charity and we believe everyone has the right to be creative. AccessArt provides inspiration to help us all reach our creative potential.



DALER 
ROWNEY

Explorer's Books: Collecting

Colour

DALER 
ROWNEY



You May Also Like...

T-Shirt Paintings



In this resource aimed at EYFS and SEND groups, learners will have the opportunity to design and wear their own T-shirt

Autumn Floor Textiles



Use a variety of different materials on calico as well as use new techniques such as wax resist

Marbled Hole Punch sketchbooks



Create simple and inexpensive sketchbook made up of old paper

Collaging with Wax Crayon Rubbings

DALER 
ROWNEY



**See This Resource Used In
Schools**





You May Also Like...

Transforming Objects



Autumn Floor Textiles



Imaginary landscapes



Exploring A Midsummer Night's Dream: Creating a Forest

Collage Part Two

Exploring A Midsummer Night's Dream: Creating a Forest Collage Part One

Collecting Colour in my Moodboard Book

What We Like About This Resource...

"It's really nice to see that although Rachel Parker works quite digitally, her process from the beginning is very tactile. Rachels books act as a really great source of inspiration, helping to break down the creative blocks that we all get from time to time. Having a sketchbook dedicated to colour means that as well as working with colours that you already love, you can test new

colour palettes and see colours from a new perspective. I especially love how Rachel picks up on the different tones in colours by looking at the way light hits it in order build her colour palette around those supporting tones as well as big statement colours.” – Tobi, AccessArt

You Might Also Like...

Pathway: Brave Colour



Exciting Colour



Make Repeat Patterns



Which Artists: Rachel Parker



Collecting Colour

What We Like About This Resource...

“It’s great to see how a simple exercise such as colour collecting, which can be done in a classroom setting, is also used in a professional capacity. This gives the activity a clear context and purpose. It’s nice to see Rachel’s decisions being made in real time, it demonstrates how artists are constantly reflecting on and self evaluating their own decisions. Rachel also shows us that she sometimes gets colour palettes from photos that she’s taken herself, this is really

exciting because it demonstrates how the artists experience is central to their work. Students will be able to bring their own experience and personality to this activity by having complete control over what their colour moodboard becomes.”
– Tobi, AccessArt

See This Resource Is Used in Schools...





You Might Also Like...

Pathway: Brave Colour



Exciting Colour



Make Repeat Patterns



Which Artists: Rachel Parker



**How Colour Collection
Inspires My Work**

What We Like About This Resource...

“Rachel’s work is so vibrant and full of joy, it’s really exciting to see how she starts to form creative ideas around colour. Rachel highlights the importance of colour trends but also gives herself the opportunity to create her own trends which adds a level of playfulness and personality to her colour exploration. Seeing her colour books translate into fabric demonstrates a real clarity in her decision making process.” – Tobi, AccessArt.

You Might Also Like...

Pathway: Brave Colour



Exciting Colour



Make Repeat Patterns



Which Artists: Rachel Parker



Sculptural Environments Inspired by Hockney

**See This Resource Used In
Schools...**






Making 2d & 3d Fashion Designs with Painted and Decorated Paper

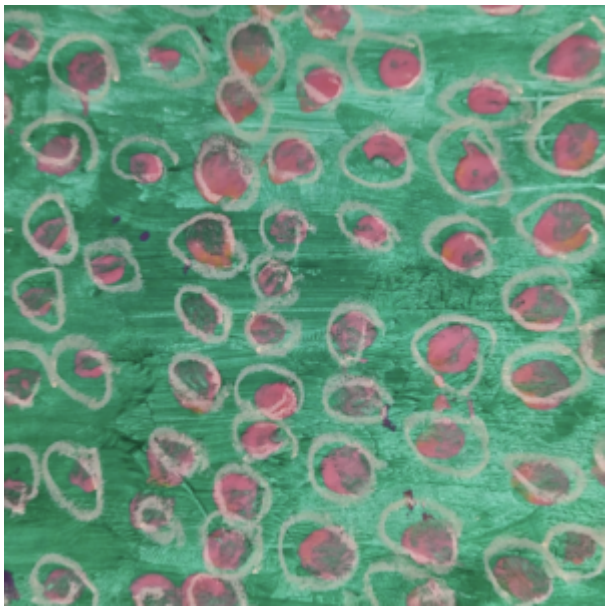
See This Resource Used In Schools...




















You May Also Like...

Pathway: Fashion Design



[This is featured in the 'Fashion Design' pathway](#)

Talking Points: Hormazd Narielwalla



Talking Points: Tatyana Antoun



Talking Points: Alice Fox



Talking Points: Pyer Moss




Talking Points: Rahul Mishra



**Making Painted & Sewn
Landscapes**

**See This Resource Used In
Schools...**























You May Also Like...

Pathway: Cloth, thread, paint



[This is featured in the 'Cloth, Thread, Paint' pathway](#)


Talking Points: Frank Bowling



Talking Points: Hannah Rae



Talking Points: Alice Kettle



A Visual Poetry Zine with

Monotype

Use monoprint, paint and collage to create zines inspired by poetry.


Expressive Painting & Colour Mixing

What We Like About This Post: “I love that this activity introduces students to colour mixing in a fun and interactive way, steering away from the more formal colour wheel and promoting a more intuitive way of colour mixing. The use of sketchbooks also gives students the opportunity to curate their work, nurturing the individuals creative decision making.” – Tobi, AccessArt

Osakana

World War 1 And The Work Of Paul Nash

See This Resource Used In Schools...







Home Made Inks

Making A Banner At Woking College

What We Like About This Resource...

Working collaboratively towards a shared aim provides an alternative experience to working on individual projects. Creating together encourages

listening, peer feedback and creative problem solving – all of which are hugely valuable in all areas of education” – Rachel, AccessArt

You May Also Like...



Animal Habitat Mural



Collaborative Public Mural



[Mural and Workshop Project](#)

Which Artists: Liz West

What We Like About This Resource...

“It’s really interesting to hear how the interest Liz has in the quality of light comes from a personal place and is something she has responded to since childhood. Seeing how her work has developed over the years is therefore a really positive re enforcement that individual creative journeys, where nurtured, are so central to a rich arts education. We also love hearing Liz is always

on the 'quest for knowledge' – meaning she is open to her ideas constantly evolving and the process of gathering new information and inspiration never stops!" – Rachel, AccessArt

You May Also Like...

Pathway: Brave Colour



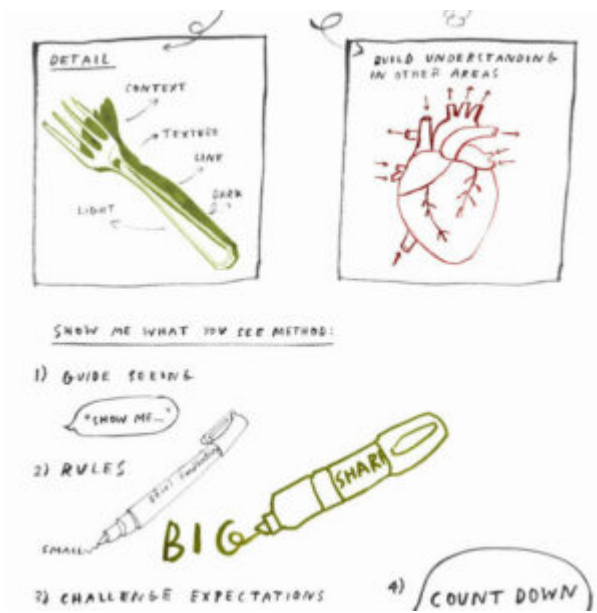
[This is featured in the 'Brave colour' pathway](#)

using sketchbooks to make visual notes



Find out how pupils can respond to artists work in sketchbooks

Show me what you see



Enable close looking and drawing with this exercise


Lightbulb Art



Mini World Light Boxes



Visual Arts Planning: Light and Dark



Collage Streets

What We Like About This Resource...

“This project provides a real opportunity for children to engage with a range of different processes to produce truly individual final results. Jan Miller is an experienced teacher and connects her projects well with learning outcomes. In this case, children are encouraged to have a loose approach and to make their own creative decisions – which is such a valuable part of any child (or adults!) creative education”. – *Rachel, AccessArt*

You Might Also Like...

Painted Houses



One Line Street



Responding to Place



Which Artists: Claire Harrup

What We Like About This Resource...

“We really enjoyed reading about the process of creating art work according to a design brief and how the experience of this differs to when an artist begins with their own idea or concept. That’s not to say an artist can’t approach a brief with their own individual style and ideas, but what this post shows us is that there can be a balance between the two. This would be a great resource to show older KS pupils who may be beginning to consider their options beyond Primary

School". – Rachel, AccessArt

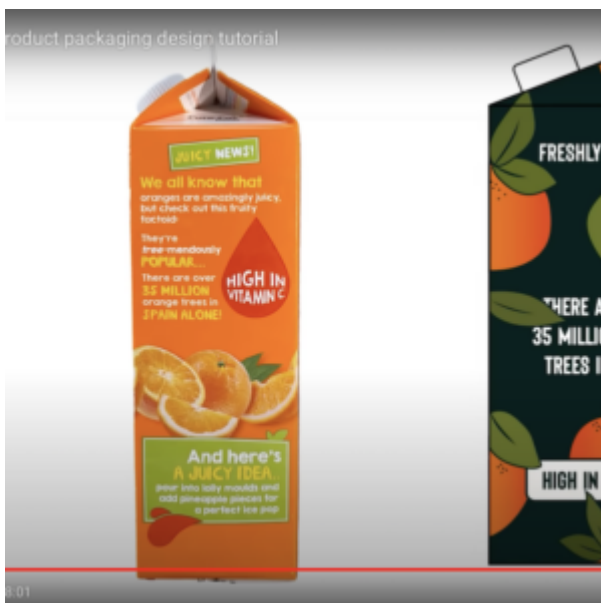
You Might Also Like...

Pathway: 2D Drawing to 3D Making



[This is featured in the '2D Drawing to 3D Making' pathway](#)

Talking Points: Packaging Design




What is Typography



Which Artist: Rachel Parker



Repeating Patterns



Block Printing Repeat Patterns

