

# Cut Paper Collage Still Life

By Maureen Crosbie

Artist Educator Maureen Crosbie shares her process for creating still life collages.



Finished collage still life

"I provided a selection of jugs oranges and fabric for the students to observe, choosing objects with

simple basic shapes, pattern/texture and secondary colours.



Still life with pattern, colour and form

---

	<b>Please log in here to access full content.</b>	
<b>Username</b>	<input type="text"/>	
<b>Password</b>	<input type="password"/>	
	<input type="button" value="Login"/>	<input checked="" type="checkbox"/> Remember me
	<a href="#">Forgot Password</a>	



To access all content, I would like to join as...

**An Individual**



Creative practitioners, educators, teachers, parents, learners...

[From £3.50](#)

**An Organisation...**



Schools, Colleges, Arts Organisations: Single and Multi-Users  
**From £42**


*AccessArt is a UK Charity and we believe everyone has the right to be creative. AccessArt provides inspiration to help us all reach our creative potential.*


---



**See This Resource Used In  
Schools...**















# You May Also Like...

## Pathway: Exploring Still Life



[This is featured in the 'Explore Still Life' pathway](#)

## Talking Points: Paul Cezanne



**talking points: Contemporary still life**



**talking points: Flemish and Dutch Still Life Painters**



---



# Painting the Savannah by Chloe Williams

---

## Ann Bridges – Poetry and Printmaking

### You May Also Like...

Visual Arts Planning Collections:  
Literacy



A Visual Poetry Zine with Monotype



**session recording: Drawing and Poetry**




---

**Inspired by Miro – Collage,  
Automatic Drawing, &**

# Sculpture

## You May Also Like...

Visual Arts Planning Collections:  
Cardboard and paper



## CARDBOARD ENGINEERING CHALLENGE





# AN INTRODUCTION TO SCULPTURE



---

## “Light Bulb Art” with Sharon Gale

---

## Found Poetry

Emily Wilkinson shares her visual and creative way of building a poem.

---

# Colour Mixing with Cyan, Magenta and Yellow Colour Mixing

Teenagers enjoy drawing spring blossoms and colour mixing. [Full AccessArt Members Only](#)

---

## Colour Mixing with Cyan Magenta Yellow

Teenagers experiment with mixing Cyan, Magenta and Yellow to reproduce colours from nature. [Full AccessArt Members Only](#)

---

## Layered Colour Gestural Drawing

Using colour to help develop gestural drawing skills. [Full AccessArt Members Only](#)

---

# Colour Composition and Ben Nicholson

One hour session in which primary age children made simple coloured elements through which to explore composition. [Full AccessArt Members Only](#)

---

# Murals in Schools by Tracy McGuinness-Kelly

# Minibeast Artwork by Tracy McGuinness-Kelly

Fun MiniBeast collage project by Tracy McGuinness-Kelly. Aimed at primary school children. [Full AccessArt Members Only](#)

---

# Drawing to Music

Teenagers work on shared drawings to help each along and push a drawing to the limit. [Full AccessArt Members Only](#)



---

# Using monoprint to Create a Textured Collage: Toy Farmyard and Woodland Animal Still Life

Teenagers use acrylic paint to monoprint and create a textured collage. [Full AccessArt Members Only](#)

---

# Seasonal Drawings: Observation, Composition and Colour

From careful line drawings to full colour collages – rich and evocative imagery by primary-aged children. [Full AccessArt Members Only](#)

---

# Winter Still Life

Many thanks to students of AccessArt's Experimental Drawing Class for sharing their process and finished results with

AccessArt.

Many thanks to Pisces for generously supplying pastels, pens, charcoal and scissors used in this session to AccessArt.



---

## Drawing Spiral Snails

Drawing Spiral Snails – a drawing project shared by Tracy McGuinness-Kelly. [Full AccessArt Members Only](#)

---

## Which Artists: Abigail Winter

---

# Communal Drawing: Summer Picnic!

Making a shared drawing!

---

## Watercolour Washes Inspired by the Tapestries of Henry Moore

Introducing children to working with a restricted palette of watercolours.