

Collage: Deconstructing, Reconstructing and Abstracting

By [Joe Gamble](#)

In this resource, learners will create an abstract artwork using collage and drawing, exploring memory and place through colour, composition and found materials. Using viewfinders, they will re-see and interpret a chosen prompt or source of inspiration.

Looking at and combining the work of [Etel Adnan](#), [Kurt Schwitters](#), [Lee Krasner](#) and [Atelier Bingo](#), learners will explore colour, texture and composition. With a focus on the process over the finished outcome, learners will also be encouraged to experiment and play, enjoying the freedom of using and responding to their intuition.

[Please log in](#) below as a member to access the full resource.



	Please log in here to access full content.
Username	<input type="text"/>
Password	<input type="password"/>
	<input type="button" value="Login"/> <input checked="" type="checkbox"/> Remember me
	Forgot Password

To access all content, I would like to join as...

An Individual



Creative practitioners, educators, teachers, parents, learners...

From £3.50

An Organisation...



Schools, Colleges, Arts Organisations: Single and Multi-Users
From £42

AccessArt is a UK Charity and we believe everyone has the right to be creative. AccessArt provides inspiration to help us all reach our creative potential.

What We Like About This Resource...

"I really like how this playful resource helps us to make a creative response inspired by a

stimulus, ensuring that the stimulus is only an entry point into an outcome that will look totally different. Exploring the themes of colour, texture and composition through the lens of different artists also helps us see how we can interpret (and re-interpret) colours and materials in a meaningful way. Viewfinders and collage are also great tools for those who experience ‘fear of the white page’ and will allow learners to make conscious creative decisions as they go.” – Tobi, AccessArt

You May Also Like

Adapting AccessArt: Colour and Composition



Cut Paper Collage Still Life



Cooking with collage



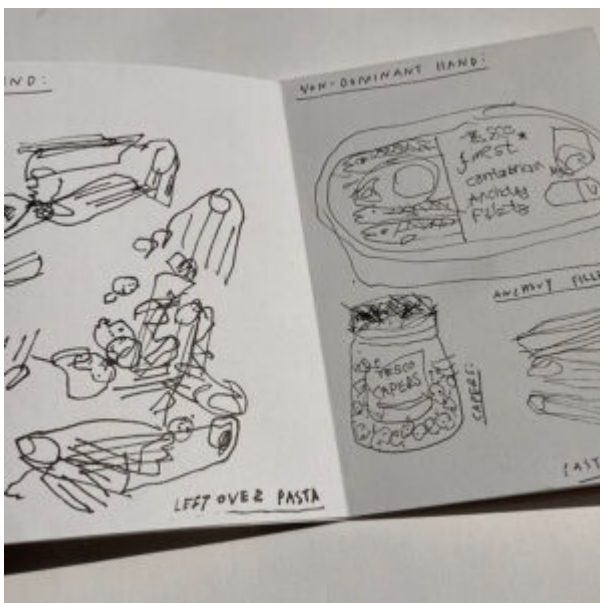
Cooking With Collage

You May Also Like...

Redesigning food Packaging




What i ate in a day



Paint Your corner Shop



Creating Repeat Patterns



Adapting AccessArt: Colour and Composition

You May Also Like

Manipulating Forms in Landscape Painting



Layered Colour Gestural Drawing



Cut Paper Collage Still Life



Adapting AccessArt: Pattern and Colour

You May Also Like...

Screenprinting in the classroom



SCREENPRINTING USING OVERLAID PATTERN



exciting colour



Creating Repeat Patterns With Rachel Parker



Illustrating a Book: The

Making of Rabbit, Cactus, Accident

What We Like About This Resource...

"I really like how Yu-Ching's process combines hand-drawing and painting, before moving across to digital. Combining those processes ensures that the illustrations retain a very warm, tactile look to them, but the digital element refines the imagery. We really like what Yu-Ching says about the benefits of silent books being universally understood and feel that the benefits and challenges of not using words means that the imagery has to be really clear, which encourages lots of exciting creative problem-solving." – Tobi, AccessArt


You May Also Like...

Creating a Storyboard and dummy book



Drawable: the 3 Panel Challenge

3.



Drawable: My Tiger Sketchbook



Illustrating The Jabberwocky



Egg Box Gargoyles

You May Also Like...

**Visual Arts Planning Collections:
Cardboard and paper**



Making a Sculptural Modroc Mask

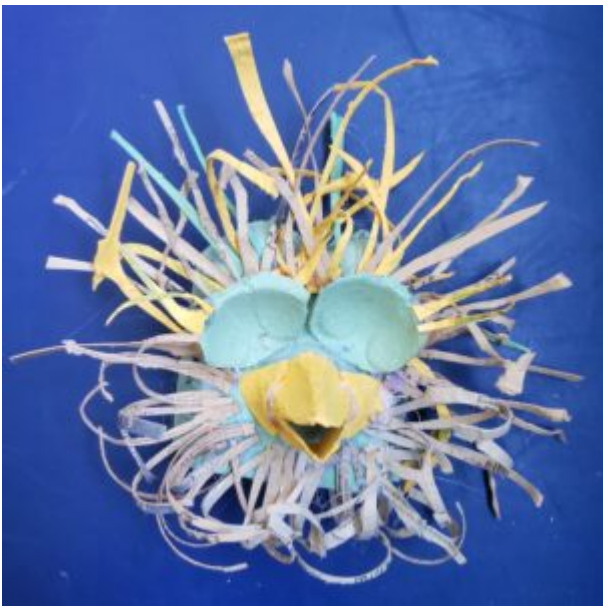


Making a Mask from Sticks and Tissue Paper



**See This Resource Used in
Schools...**





Ice Worlds

You May Also Like...

Pathway: Using Art To Explore Global Issues




[This resource is featured in the 'Using Art To Explore Global Issues' pathway](#)

Drawing Source material: ice



Talking Points: Drawn To Antarctica



Mini world Lightboxes



Sketch Your World: Sketchbooks & Composition

An Introduction to Gel Plate Printing


Mobile Construction Methods

You May Also Like...

Pathway: Explore Sculpture Through Making a Mobile



Heavy/Light Mobile – Drawing and Making



Coat-hanger Shells




Adapting AccessArt: Monoprint and Painting: The Great Fire of London

You May Also Like

**7 & 8 Year Olds Explore MonoPrinting &
Oil Painting**



Monoprinting with Oil Pastel and Carbon Copy Paper



Painting on Screen

You Might Also Like...

Exploring Scale with Green Screen



Making Digital Bookmarks




Taking Photos of 3D Artwork



Working in a Studio

You Might Also Like...

Artist Studio Series



Talking Points: Artists as Collectors and Explorers



Explore Contemporary Artists, Designers and Makers



Changing Colour

You Might Also Like...

EXPRESSIVE PAINTING AND COLOUR MIXING



Walking and Drawing



Hedgerow Art




Manipulating Forms in Landscape Painting

See How This Resource Is Used in Schools...



Kent landscape



Kent landscape



You Might Also Like...

Landscape Painting: Plein Air Painting



Working With and In the Landscape



Painting The Storm



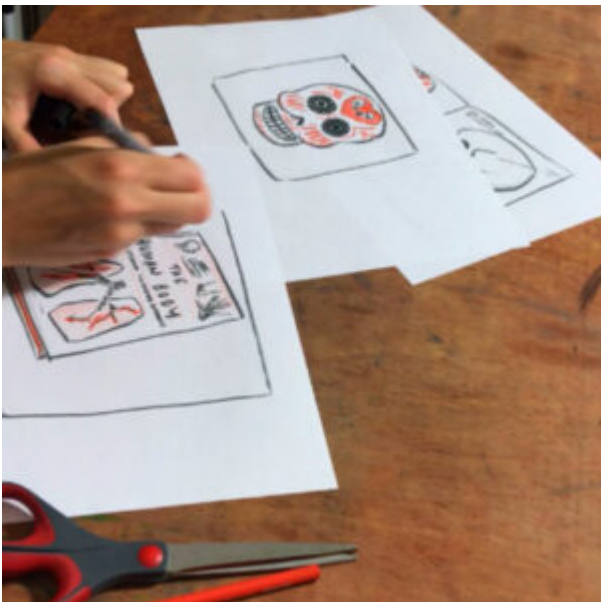
Adapting AccessArt: Telling Stories

You May Also Like

Session Recording: Adapting AccessArt



3 panel challenge




Creating Comics inspired by museum collections



Making Painted & Sewn Landscapes




Monoprinting with Oil Pastel and Carbon Copy Paper



Expressive Charcoal Collage:

Coal Mines

See This Resource Used in
Schools...






You May Also Like

charcoal cave



introduction to charcoal



Pathway: An Exploration of Coal Mining, Inspired By Henry Moore



Painted and Sculptural Plant

Pots

You Might Also Like...

Drawing and Making Flowers



Painting on Plaster Inspired by Vincent Van Gogh



Cut Paper Collage Still Life



Working on Black Paper

You Might Also Like...

[Drawing Spirals](#)



Thinking Silhouettes



Painting with Poster Paint

