

# Iridescent Insects

By [Alison Dunne](#).

*In this resource, spanning six one-hour sessions, teacher Alison Dunne talks through a drawing and embossing project, inspired by insects and the Mexican tin folk art known as 'Hojalata.' Pupils explore observational drawing, colour mixing, texture and embossing with a focus on early scientific artists and explorers such as Maria Sibylla Merian, and contemporary artists such as Rosalind Monks. This project took place with a Key Stage 2 class, but it could easily be adapted to other ages.*



	<b>Please log in here to access full content.</b>	
Username	<input type="text"/>	
Password	<input type="password"/>	
	<input type="button" value="Login"/>	<input checked="" type="checkbox"/> Remember me
	<a href="#">Forgot Password</a>	

To access all content, I would like to join as...

**An Individual**



Creative practitioners, educators, teachers, parents, learners...

From £3.50

**An Organisation...**





Schools, Colleges, Arts Organisations: Single and Multi-Users  
**From £42**

*AccessArt is a UK Charity and we believe everyone has the right to be creative. AccessArt provides inspiration to help us all reach our creative potential.*

---

## You May Also Like...

**Drawing Minibeasts**



**Minibeast Mural**



**Flora and Fauna Pathway**



---

## Egg Box Gargoyles

### You May Also Like...

Visual Arts Planning Collections:  
Cardboard and paper





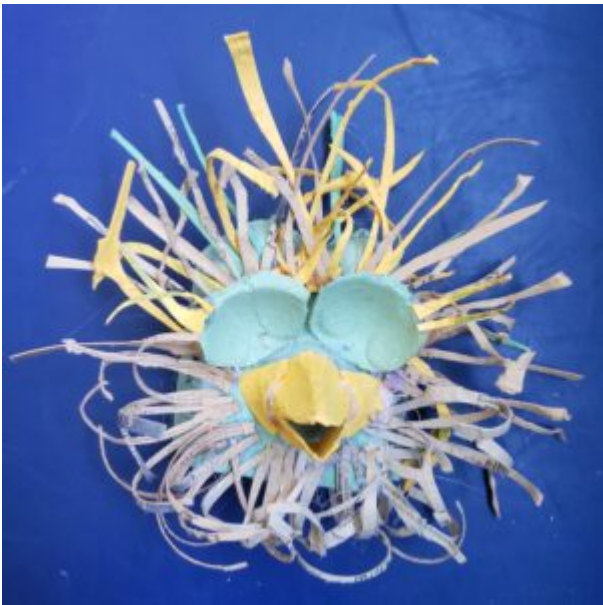
## **Making a Sculptural Modroc Mask**



## **Making a Mask from Sticks and Tissue Paper**



**See This Resource Used in Schools...**







---

## **Adapting AccessArt: Stone Age Clay Play**

**See This Resource Used In  
Schools...**



# You May Also Like

fruit pinch pot



clay pens



how to clay play





---

## **Magic Caring Box**

---

**Our Creative Community:  
Plates Inspired by Janine  
Burrows**

---

**Our Creative Community:**

# **Inspired by Samantha Bryan**

## **Part One**

---

# **Our Creative Community:**

## **Inspired by Samantha Bryan**

### **Part Two**

---

## **Angry Cat, Calm Cat**

---

## **Wet Strength Tissue Paper Cups**

## **You Might Also Like...**

**Sculptural Modroc Pots**




## Art Club Cafe



## Manipulating Paper: 2D into 3D





---

# **Painted and Sculptural Plant Pots**

**You Might Also Like...**

**Drawing and Making Flowers**



## **Painting on Plaster Inspired by Vincent Van Gogh**



## **Cut Paper Collage Still Life**



---

## Alternative Fashion

### You Might Also Like...

2d and 3d Fashion Designs using Painted Paper





## Barbie and Ken Transformation



## Puppets Inspired by Historical Paintings




---

## Recycled Baubles by Scarlett


# Rebecca

## You May Also Like


making a puzzle purse



Turkish map fold



**adapting accessart: 2d to 3d**



---

## **Recycled Baskets by Scarlett Rebecca**

**You May Also Like**

**paper bowls**




**explore paper weaving**



**recycled baubles**





---

## Top Tips for Cardboard Creations

**DALER**   
**ROWNEY**



**See This Resource Used In  
Schools...**





## You May Also Like

### Creating a book world



### World in a matchbox



## **Insect hotels**



**Pedagogy in 250 words: Making is hard**





## Prop Making for Toys



---

## The Blood Bag Project

# What We Like About This Resource...

This project combines art and science in innovative and creative ways. It engages children with simple and more complex sewing skills, both hand and machine. The fact that a local artist collaborated on this project, bringing her own set of skills and experience is so valuable for any extended art project, and the children were able to connect with the sensitivity of the subject matter and to empathise with it's message.

## You May Also Like

### Autumn Floor Textiles



### Cloth, Paint, Print: Inspired by Natural Objects



## **Making Painted & Sewn Landscapes**



**which artists: merlin evans**



---

## **Explore Paper Weaving**

---

**How Do We Look At  
Contemporary Sculpture: Meg  
Klosterman**

---

**AccessArt's Prompt Cards for**



# Making

## You Might Also Like...

Pathway: Music and art



[This is featured in the 'Music and Art' pathway](#)

Pathway: Playful Making



[This resource is features in the 'Playful Making' pathway](#)


## Manipulating Paper



## Cardboard Sculptures



## **The Chair and Me**



---

## **Remembrance Day Peg Soldiers**

# What We Like About This Resource...

*"It's great to see a different approach to thinking about remembrance day. These peg soldiers are a refreshing alternative to artwork inspired by poppies. The processes involved encourage children to focus on fine motor skills: wrapping embroidery thread around the peg and creating small detailed clothes and helmets. These dolls look particularly effective when standing as a collection and would make a poignant alternative to a standard display board"* – Rachel, AccessArt

## See This Resource Used In Schools...








**You Might Also Like...**



**[An Exploration of Paul Nash](#)**



For Remembrance Day



World War 1 Mail Art

---


# Turkish Map Fold

## What We Like About This Resource...

“This activity is a great example of how we can use paper as the focus of creativity. Often we use paper purely for drawing or painting on, but here, it is central to the activity itself. While these particular folded sculptures have their roots in Turkish culture, you could still deliver the activity if looking at things like Origami too, thus linking it across different cultures” – *Rachel, AccessArt*

## You Might Also Like...

### Puzzle Purses Part 1



## Puzzle Purses Part 2



## Paperback Figures

