

# Collage: Deconstructing, Reconstructing and Abstracting

By [Joe Gamble](#)

In this resource, learners will create an abstract artwork using collage and drawing, exploring memory and place through colour, composition and found materials. Using viewfinders, they will re-see and interpret a chosen prompt or source of inspiration.

Looking at and combining the work of [Etel Adnan](#), [Kurt Schwitters](#), [Lee Krasner](#) and [Atelier Bingo](#), learners will explore colour, texture and composition. With a focus on the process over the finished outcome, learners will also be encouraged to experiment and play, enjoying the freedom of using and responding to their intuition.

[Please log in](#) below as a member to access the full resource.



---

	<b>Please log in here to access full content.</b>
Username	<input type="text"/>
Password	<input type="password"/>
	<input type="button" value="Login"/> <input checked="" type="checkbox"/> Remember me
	<a href="#">Forgot Password</a>

**To access all content, I would like to join as...**

**An Individual**



Creative practitioners, educators, teachers, parents, learners...

**From £3.50**



## An Organisation...



Schools, Colleges, Arts Organisations: Single and Multi-Users  
From £42

*AccessArt is a UK Charity and we believe everyone has the right to be creative. AccessArt provides inspiration to help us all reach our creative potential.*

---

## What We Like About This Resource...

*"I really like how this playful resource helps us to make a creative response inspired by a*

*stimulus, ensuring that the stimulus is only an entry point into an outcome that will look totally different. Exploring the themes of colour, texture and composition through the lens of different artists also helps us see how we can interpret (and re-interpret) colours and materials in a meaningful way. Viewfinders and collage are also great tools for those who experience ‘fear of the white page’ and will allow learners to make conscious creative decisions as they go.” – Tobi, AccessArt*

## You May Also Like

**Adapting AccessArt: Colour and Composition**



**Cut Paper Collage Still Life**



**Cooking with collage**



---


**Cooking With Collage**

# You May Also Like...

## Redesigning food Packaging



## What i ate in a day



## Paint Your corner Shop





## Creating Repeat Patterns



---

## Ice Worlds

# You May Also Like...

**Pathway: Using Art To Explore Global Issues**



[This resource is featured in the 'Using Art To Explore Global Issues' pathway](#)

**Drawing Source material: ice**






## Talking Points: Drawn To Antarctica



## Mini world Lightboxes



---

## Angry Cat, Calm Cat

---


# Adapting AccessArt: Monoprint and Painting: The Great Fire of London

## You May Also Like

7 & 8 Year Olds Explore MonoPrinting & Oil Painting



Monoprinting with Oil Pastel and Carbon Copy Paper



---


# **Cloth, Paint, Print: Inspired by Natural Objects**

## **You May Also Like**

**Making Painted & Sewn Landscapes**



**Monoprinting with Oil Pastel and Carbon Copy Paper**




---

**Expressive Charcoal Collage:**



# Coal Mines

See This Resource Used in Schools...






**You May Also Like**  
**charcoal cave**



**introduction to charcoal**



## **Pathway: An Exploration of Coal Mining, Inspired By Henry Moore**



---

## **Painted and Sculptural Plant**

# Pots

## You Might Also Like...

### Drawing and Making Flowers



### Painting on Plaster Inspired by Vincent Van Gogh





## Cut Paper Collage Still Life



---

## Alternative Fashion

### You Might Also Like...

2d and 3d Fashion Designs using Painted Paper



## Barbie and Ken Transformation



## Puppets Inspired by Historical Paintings



---

## Imaginary Landscapes

**DALER**   
**ROWNEY**



**See This Resource Used In  
Schools...**







**You May Also Like**

**Lets start with collage**



## **Insect hotels**



---

**Let's Start With... Collage**

**DALER**   
**ROWNEY**



**You May Also Like**

**imaginary landscapes**



---

## Concertina Landscapes

See This Resource Used In Schools...







**You May Also Like**

**Manipulating Forms in Landscape Painting**



**Imaginary Landscape**



---

# **Digital Collage and Image Manipulation**


**You May Also Like...**

**Pathway: Explore and Draw**



[Featured in the 'Explore and Draw' Pathway](#)

**Talking Points: Artists as Collectors and explorers**



**insect hotels**



---

# Collaging with Wax Crayon Rubbings

**DALER**   
**ROWNEY**





## **You May Also Like...**


### **Transforming Objects**



### **Autumn Floor Textiles**



## Imaginary landscapes



---

**Exploring A Midsummer Night's  
Dream: Creating a Forest**

# Collage Part Two

---

## Exploring A Midsummer Night's Dream: Creating a Forest Collage Part One

---

## Collecting Colour in my Moodboard Book

## What We Like About This Resource...

*"It's really nice to see that although Rachel Parker works quite digitally, her process from the beginning is very tactile. Rachels books act as a really great source of inspiration, helping to break down the creative blocks that we all get from time to time. Having a sketchbook dedicated to colour means that as well as working with colours that you already love, you can test new*



*colour palettes and see colours from a new perspective. I especially love how Rachel picks up on the different tones in colours by looking at the way light hits it in order build her colour palette around those supporting tones as well as big statement colours.” – Tobi, AccessArt*

## **You Might Also Like...**

**Which Artists: Rachel Parker**





[Find out about Rachel's journey to becoming a pattern designer](#)

## Make Repeat Patterns



[A resource by Rachel Parker to help students build repeat patterns](#)



## Exciting Colour



[A collection of resources by Rachel Parker to help you build your own colour moodboard](#)

---

# Collecting Colour

## What We Like About This Resource...

*“It’s great to see how a simple exercise such as colour collecting, which can be done in a classroom setting, is also used in a professional capacity. This gives the activity a clear context and purpose. It’s nice to see Rachel’s decisions being made in real time, it demonstrates how artists are constantly reflecting on and self evaluating their own decisions. Rachel also shows us that she sometimes gets colour palettes from photos that she’s taken herself, this is really exciting because it demonstrates how the artists experience is central to their work. Students will be able to bring their own experience and personality to this activity by having complete control over what their colour moodboard becomes.”*  
– Tobi, AccessArt

## See How This Resource Is Used in Schools...









**You Might Also Like...**

**Which Artists: Rachel Parker**



[Find out about Rachel's journey to becoming a pattern designer](#)

**Make Repeat Patterns**





[A resource by Rachel Parker to help students build repeat patterns](#)

**Exciting Colour**





[A collection of resources by Rachel Parker to help you build your own colour moodboard](#)

---



# How Colour Collection Inspires My Work

## What We Like About This Resource...

*“Rachel’s work is so vibrant and full of joy, it’s really exciting to see how she starts to form creative ideas around colour. Rachel highlights the importance of colour trends but also gives herself the opportunity to create her own trends which adds a level of playfulness and personality to her colour exploration. Seeing her colour books translate into fabric demonstrates a real clarity in her decision making process.” – Tobi, AccessArt.*

## You Might Also Like...

**Which Artists: Rachel Parker**



[Find out about Rachel's journey to becoming a pattern designer](#)

**Make Repeat Patterns**





[A resource by Rachel Parker to help students build repeat patterns](#)

**Exciting Colour**





[A collection of resources by Rachel Parker to help you build your own colour moodboard](#)

---




# Making 2d & 3d Fashion Designs with Painted and Decorated Paper

See This Resource Used In Schools...

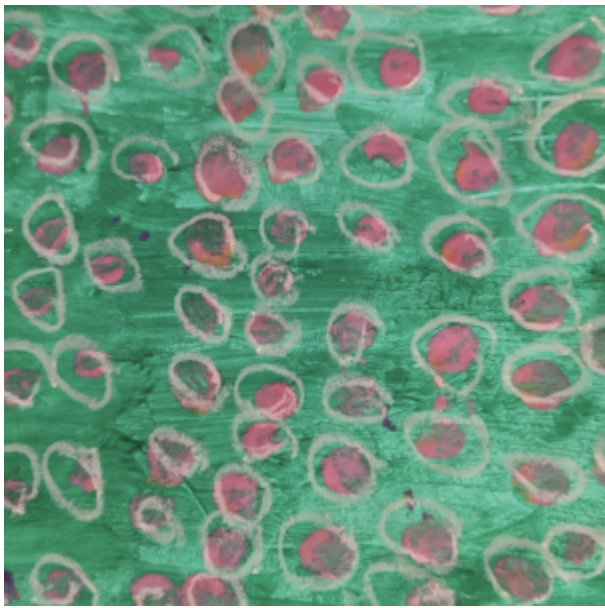

























## You May Also Like...

**Pathway: Fashion Design**



[This is featured in the 'Fashion Design' pathway](#)

**Talking Points: Hormazd Narielwalla**



**Talking Points: Alice Fox**



**Talking Points: Tatyana Antoun**



**Talking Points: Rahul Mishra**



**Talking Points: Pyer Moss**



