

#BeACreativeProducer — Animating a Demonstration!

Using cut-out images against a green screen to make a simple stop motion animation.

For Remembrance Day

Anne-Louise Quinton creates a project for her Year 9 pupils to commemorate Remembrance Day. The teenagers worked collaboratively to create a collaged frieze of paper soldiers in response to an artwork by John Singer Sargent and a war poem by Wilfred Owen.

Taking on the Inktober Challenge

Artist Morag Thompson Merriman taking on the Inktober Challenge and generously shares her process with AccessArt.

Use Scrapstores!

7 & 8 Year Olds Explore MonoPrinting & Oil Painting

Drawing with Scissors: Screen Printing Workshop in 3 Stages, Inspired by Matisse

Withy Butterflies

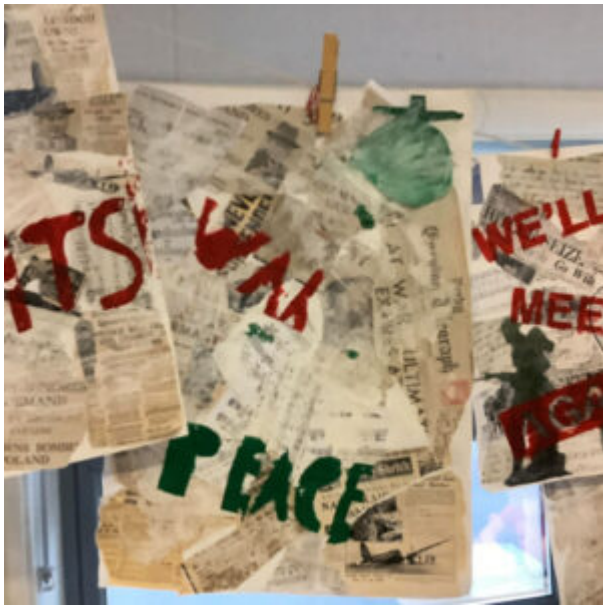
Art educator Anne-Louise Quinton shares a workshop for making a flock of large, withy butterflies, creating a colourful and dramatic artwork.


An Exploration of Artwork by Shepard Fairey

**Teenagers Make
Propaganda Art Inspired
by Shepard Fairey**

**See This Resource Used
In Schools...**







BE BOLD
BE BRAVE
BE YOU!

BE BOLD
BE BRAVE
BE YOU!

FOR
YOUR
RIGHTS
BE CONFIDENT

BLACK
and
E

WE NEEDS
TO
CHANGE
HAPPEN

THE world
DEPENDS
on YOU



You May Also Like...

Pathway: Print & Activism



This is featured in the 'Print & Activism' pathway


Talking Points: Luba Lukova



Talking Points: Faith Ringgold



Talking Points: Kate DeCiccio



Talking Points: Shepard Fairey



Screen Prints Inspired by Shepard Fairey

Making Sculptural “Wild Things” (Session 2 & 3)

See This Resource Used In Schools...







You May Also Like...

**Pathway: Drawing and Making
Inspired by Maurice Sendak**



This resource is featured in the
'Drawing and Making Inspired by
Maurice Sendak' pathway

talking points: maurice sendak



**session recording: exploring
modroc**



Roseate Spoonbill Mixed Media Project

Beginning with Bones

In a workshop led by artist Melissa Pierce Murray, teenagers make observational drawings of a 1/4

life size model of a skeleton to understand the structure of the human body. Students looked at how artists used armatures, including Alberto Giacometti and Henri Matisse.

Dancing Bones

Inspired by real anatomical drawings of human, ape, cat, lion, horse and dog skeletons, teenagers build 'life size' and 'oversize' collages of 'dancing skeletons' – This workshop was led by artist Melissa Pierce Murray

Year 3 Roald Dahl & Quentin Blake Homework

A year three homework brief to 'make or draw a Roald Dahl character inspired by Quentin Blake.'

The AccessArt Village and How a Small Idea can be Big

Sheila Ceccarelli from AccessArt leads year nine students from Frances Bardsley Academy for Girls on a collective drawing and collage experience exploring the #AccessArtVillage in BRG Brentwood Road Gallery. Students absorb this stunning collection of sewn houses and inspired by thread and stitches, make their own creative responses.

Making an Ink and Wax Village with Pupils in Mansfield

Wave Bowls

In this session children make 'wave bowls' with Paula Briggs – a session where the pieces literally 'come together'.

Under the Ocean Mirrors

This was an afternoon session for year four pupils at Ridgefield Primary School, Cambridge, and part of AccessArt's Brilliant Makers Club, a campaign supporting and championing making experiences in schools. By Sheila Ceccarelli

Using Sketchbooks to

Take Ownership of Ideas