

Creating Decorative Designs From Birds: Mark Making, Texture and Pattern by Andrea Butler

A 40 Artist Educator Resource:
Be Inspired by Andrea Butler



Cord and handstitching

Artist Andrea Butler shares a beautifully illustrated resource that shows how drawings can be used to develop a range of patterned papers and stitched textiles.

This project was shared with AccessArt as part of the [40 Artist Educator Project](#), funded by Arts Council England,

aiming to highlight and celebrate artist-led teaching and facilitation.

Creating Decorative Designs From Birds: Mark Making, Texture and Pattern, by Andrea Butler

The work shown here was developed as part of a personal project I completed for my Embroidered Textiles degree. Birds and the idea of flight had been the starting point and I spent several sessions drawing bird exhibits at my local museum, which had a small taxidermy collection. I used this visual information to create a selection of patterned papers and these were interpreted in fabric and thread to provide me with textile designs to explore in the final artwork.

Some years later, a group of fashion students I was teaching were having difficulties understanding how to create decorative designs for clothing from drawings they had made on a museum visit. My bird drawings, papers and embroidered samples proved a useful teaching resource to illustrate one method of generating design ideas from initial research.

	Please log in here to access full content.	
Username	<input type="text"/>	
Password	<input type="password"/>	
	<input type="button" value="Login"/>	<input checked="" type="checkbox"/> Remember me
	Forgot Password	

To access all content, I would like to

join as...

An Individual



Creative practitioners, educators, teachers, parents, learners...

From £3.50

An Organisation...



Schools, Colleges, Arts Organisations: Single and Multi-Users
From £42

AccessArt is a UK Charity and we believe everyone has the right to be creative. AccessArt provides inspiration to help us all reach our creative potential.

You May Also Like...

Pathway: Making Birds



Featured in the 'Making Birds Pathway'

Talking Points: Inspired by Birds



Layers in the Landscape by


Emma Davies

You May Also Like...

Visual Arts Planning Collections:
Cardboard and paper



concertina landscapes



diary of a sculptural sketchbook



**Working WITH and IN the
Landscape by Frances Hatch**

**See This Resource Used In
Schools...**





You May Also Like...

Pathway: using natural materials to make images



[This is featured in the 'Using Natural Materials to Make Images' pathway](#)

Talking Points: Frances Hatch




Talking Points: Anna Atkins



Talking Points: What is a cyanotype



Talking Points: Artists as explorers and collectors



From Drawing to Collage to

Casting – Mural Design with Primary Schools

See This Resource Used In Schools...






Responding to Place by Claire Louise Mather

Cut Paper Collage Still Life


See This Resource Used In Schools...













You May Also Like...

Pathway: Exploring Still Life



[This is featured in the 'Explore Still Life' pathway](#)

Talking Points: Paul Cezanne



talking points: Contemporary still life



talking points: Flemish and Dutch Still Life Painters




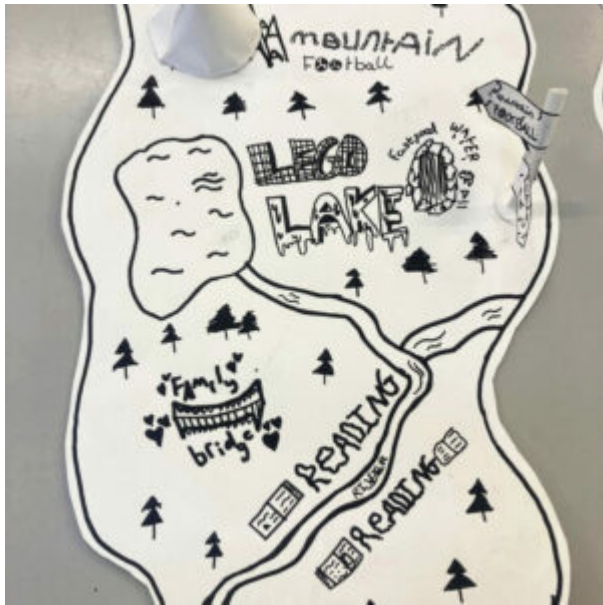
Painting the Savannah by


Chloe Williams


3-D Visual Maps for Children

See This Resource Used In
Schools...









You May Also Like...

Pathway: Typography and Maps




[This is featured in the 'Typography and Maps' pathway](#)

Talking Points: What is Typography?



Talking Points: Louise Fili




Talking Points: Chris Kenny



Talking Points: Grayson Perry's 'Map of Days'



Talking Points: Hogwarts' Maps



Talking Points: Paula Sher



**Inspired by Miro – Collage,
Automatic Drawing, &
Sculpture**

You May Also Like....

**Visual Arts Planning Collections:
Cardboard and paper**



CARDBOARD ENGINEERING CHALLENGE



AN INTRODUCTION TO SCULPTURE



Woodland Exploration by Caroline Wendling & Deborah Wilenski

Drawing with Wire: The Polymeric Approach by Julie de Bastion

You May Also Like...


Visual Arts Planning Collections: Literacy



Accessart wire resources



drawing with wire



Sculptural Pots

Bad Cat: Inspiration for Art Week

You May Also Like...

**Visual Arts Planning Collections:
Literacy**



the making of rabbit, cactus, accident



Making Broadway Market



Colour Composition and Ben Nicholson

One hour session in which primary age children made simple coloured elements through which to explore composition. [Full AccessArt Members Only](#)

Murals in Schools by Tracy McGuinness-Kelly

Minibeast Artwork by Tracy McGuinness-Kelly

Fun MiniBeast collage project by Tracy McGuinness-Kelly. Aimed at primary school children. [Full AccessArt Members Only](#)

Using monoprint to Create a Textured Collage: Toy Farmyard and Woodland Animal Still Life

Teenagers use acrylic paint to monoprint and create a textured collage. [Full AccessArt Members Only](#)

Set Design with Primary Aged Children

Beautifully illustrated resources shares how year 3, 4, 5 and 6 children at Bourn Primary Academy explored set design through drawing and making.

Winter Still Life

Many thanks to students of AccessArt's Experimental Drawing Class for sharing their process and finished results with AccessArt.

Many thanks to Pisces for generously supplying pastels, pens, charcoal and scissors used in this session to AccessArt.



Designing Wallpaper!

Using photocopied drawings to design wallpaper! [Full AccessArt Members Only](#)