

Iridescent Insects

By [Alison Dunne](#).

In this resource, spanning six one-hour sessions, teacher Alison Dunne talks through a drawing and embossing project, inspired by insects and the Mexican tin folk art known as 'Hojalata.' Pupils explore observational drawing, colour mixing, texture and embossing with a focus on early scientific artists and explorers such as Maria Sibylla Merian, and contemporary artists such as Rosalind Monks. This project took place with a Key Stage 2 class, but it could easily be adapted to other ages.



	Please log in here to access full content.	
Username	<input type="text"/>	
Password	<input type="password"/>	
	<input type="button" value="Login"/>	<input checked="" type="checkbox"/> Remember me
	Forgot Password	

To access all content, I would like to join as...

An Individual



Creative practitioners, educators, teachers, parents, learners...

[From £3.50](#)

An Organisation...



Schools, Colleges, Arts Organisations: Single and Multi-Users
From £42

AccessArt is a UK Charity and we believe everyone has the right to be creative. AccessArt provides inspiration to help us all reach our creative potential.

You May Also Like...

Drawing Minibeasts



Minibeast Mural



Flora and Fauna Pathway



Egg Box Gargoyles

You May Also Like...

Visual Arts Planning Collections:
Cardboard and paper



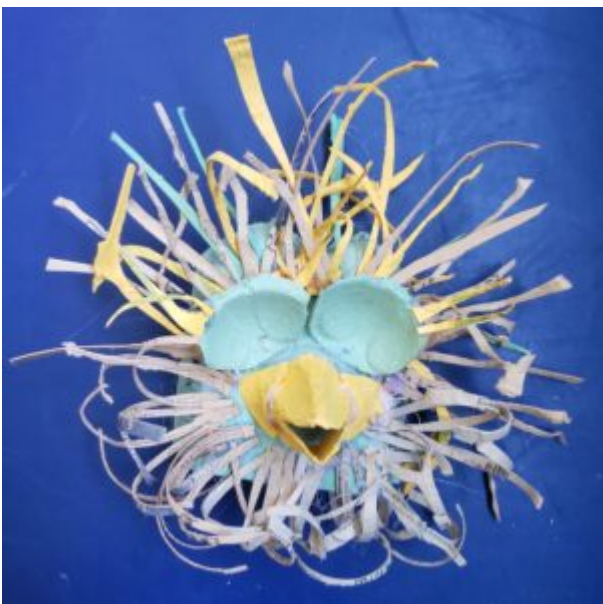
Making a Sculptural Modroc Mask



Making a Mask from Sticks and Tissue Paper



See This Resource Used in Schools...





Adapting AccessArt: Stone Age Clay Play

**See This Resource Used In
Schools...**



You May Also Like

fruit pinch pot



clay pens



how to clay play



Magic Caring Box

**Our Creative Community:
Plates Inspired by Janine
Burrows**

Our Creative Community:

**Inspired by Samantha Bryan
Part One**

**Our Creative Community:
Inspired by Samantha Bryan
Part Two**

Angry Cat, Calm Cat

**Wet Strength Tissue Paper
Cups**

You Might Also Like...


Sculptural Modroc Pots



Art Club Cafe



Manipulating Paper: 2D into 3D



Painted and Sculptural Plant Pots

You Might Also Like...

Drawing and Making Flowers



Painting on Plaster Inspired by Vincent Van Gogh



Cut Paper Collage Still Life



Alternative Fashion

You Might Also Like...

2d and 3d Fashion Designs using Painted Paper



Barbie and Ken Transformation



Puppets Inspired by Historical Paintings




Recycled Baubles by Scarlett


Rebecca

You May Also Like


making a puzzle purse



Turkish map fold



adapting accessart: 2d to 3d



Recycled Baskets by Scarlett Rebecca

You May Also Like


paper bowls



explore paper weaving



recycled baubles



Top Tips for Cardboard Creations

DALER 
ROWNEY



**See This Resource Used In
Schools...**





You May Also Like

Creating a book world



World in a matchbox



Insect hotels



Pedagogy in 250 words: Making is hard



Prop Making for Toys



The Blood Bag Project

What We Like About This Resource...

This project combines art and science in innovative and creative ways. It engages children with simple and more complex sewing skills, both hand and machine. The fact that a local artist collaborated on this project, bringing her own set of skills and experience is so valuable for any extended art project, and the children were able to connect with the sensitivity of the subject matter and to empathise with it's message.

You May Also Like

Autumn Floor Textiles



Cloth, Paint, Print: Inspired by Natural Objects



Making Painted & Sewn Landscapes



which artists: merlin evans



Explore Paper Weaving

**How Do We Look At
Contemporary Sculpture: Meg
Klosterman**

AccessArt's Prompt Cards for

Making

You Might Also Like...

Pathway: Music and art



[This is featured in the 'Music and Art' pathway](#)

Pathway: Playful Making



[This resource is features in the 'Playful Making' pathway](#)


Manipulating Paper



Cardboard Sculptures



The Chair and Me



Remembrance Day Peg Soldiers

What We Like About This Resource...

"It's great to see a different approach to thinking about remembrance day. These peg soldiers are a refreshing alternative to artwork inspired by poppies. The processes involved encourage children to focus on fine motor skills: wrapping embroidery thread around the peg and creating small detailed clothes and helmets. These dolls look particularly effective when standing as a collection and would make a poignant alternative to a standard display board" – Rachel, AccessArt

See This Resource Used In Schools...






You Might Also Like...



[An Exploration of Paul Nash](#)



For Remembrance Day



World War 1 Mail Art


Turkish Map Fold

What We Like About This Resource...

“This activity is a great example of how we can use paper as the focus of creativity. Often we use paper purely for drawing or painting on, but here, it is central to the activity itself. While these particular folded sculptures have their roots in Turkish culture, you could still deliver the activity if looking at things like Origami too, thus linking it across different cultures” – *Rachel, AccessArt*

You Might Also Like...

Puzzle Purses Part 1



Puzzle Purses Part 2



Paperback Figures

