

Making a Ruler Drawing (of a Bag)

By [Paula Briggs](#)

This resource demonstrates how a ruler or straight edge can be used to make a drawing. In this example, we use this method to help us make drawings of bags, exploring their structure and detail through straight line mark-making. The video is suitable for ages 10 and upwards.

| | | |
|----------|--|---|
| | Please log in here to access full content. | |
| Username | <input type="text"/> | |
| Password | <input type="password"/> | |
| | <input type="button" value="Login"/> | <input checked="" type="checkbox"/> Remember me |
| | Forgot Password | |

To access all content, I would like to join as...

An Individual



Creative practitioners, educators, teachers, parents, learners...

From £3.50

An Organisation...



Schools, Colleges, Arts Organisations: Single and Multi-Users
From £42

AccessArt is a UK Charity and we believe everyone has the right to be creative. AccessArt provides inspiration to help us all reach our creative potential.

Introduction to Ink

You May Also Like

Graphic inky still life



See Three Shapes



see all ink resources



Introduction to Colour Pencils

Introduction to Chalk Pastels

Drawing with Sticks

What We Like About This Resource

“This is a great activity to get students to think about drawing in a different way. Extending reach and accepting a lack of control can lead to really exciting and energised mark-making. It’s great to see that this resource has also been used in SEND settings, demonstrating its accessibility.” – Tobi, AccessArt.

Introduction to Pens

Learning from Permaculture Design Principles

Introduction to Graphite

AccessArt Primary Art Curriculum Materials List

Mixed Media Landscape Challenges


See This Resource Used In Schools...













You May Also Like...

Pathway: Mixed Media Land and city scapes



[This is featured in the 'Mixed Media Land and City Scapes' pathway](#)

Talking Points: Vanessa Gardiner



Talking Points: The Shoreditch Sketcher



Talking Points: Kittie Jones



A Visual Poetry Zine with Monotype


Use monoprint, paint and collage to create zines inspired by poetry.

Dance and Drawing

What Is A Drawing Tool?

Water Soluble Felt-Tips With Complementary Colours

See How This Resource Is Used in Schools...







You May Also Like...

Pathway: Spirals



[This resource is in the 'Spirals' pathway.](#)

the drawing journey



Layered Colour Gestural Drawing



Mark Making & Sound: Part Three

You May Also Like...

Pathway: Music and art



[This is featured in the 'Music and Art' pathway](#)

Mark Making & Sound: Part One



Mark Making & Sound: Part Two



Mark Making & Sound: Part Two

You May Also Like...

Pathway: Music and art




[This is featured in the 'Music and Art' pathway](#)

Mark Making & Sound: Part One



Mark Making & Sound: Part Three



Mark Making & Sound: Part One

You May Also Like...

Pathway: Music and art




This is featured in the 'Music and Art' pathway

Mark Making & Sound: Part Two



Mark Making & Sound: Part Three



Drawing to a Slow Rhythm



Inspired by Miro



Drawing to Music



AccessArt Drawing Prompt Cards

Looking for Hope in the Small Things

Walking and Drawing