

# Learning from Permaculture Design Principles

By [Mostyn de Beer](#)

Mostyn de Beer is an experienced artist educator based in Sweden. Mostyn is especially interested in environmental art; his practice investigates links between creating art and environmental education. Mostyn reflects on ways of using materials in an environmentally friendly way during art lessons, inspired by principles of permaculture design.



---

	Please log in here to access full content.	
Username	<input type="text"/>	<input type="password"/>

Password	<input type="password"/>
	<input type="button" value="Login"/> <input checked="" type="checkbox"/> Remember me
	<a href="#">Forgot Password</a>

To access all content, I would like to join as...

**An Individual**



Creative practitioners, educators, teachers, parents, learners...

**From £3.50**

**An Organisation...**





Schools, Colleges, Arts Organisations: Single and Multi-Users  
From £42

*AccessArt is a UK Charity and we believe everyone has the right to be creative. AccessArt provides inspiration to help us all reach our creative potential.*

---

---

# Introduction to Graphite

---

# **AccessArt Primary Art Curriculum Materials List**


---

## **Show Me What You See**

---

### **Making Painted & Sewn Landscapes**

### **See This Resource Used In Schools...**
































**You May Also Like...**

**Pathway: Cloth, thread, paint**



[This is featured in the 'Cloth, Thread, Paint' pathway](#)

**Talking Points: Frank Bowling**




**Talking Points: Hannah Rae**





## **Talking Points: Alice Kettle**



---

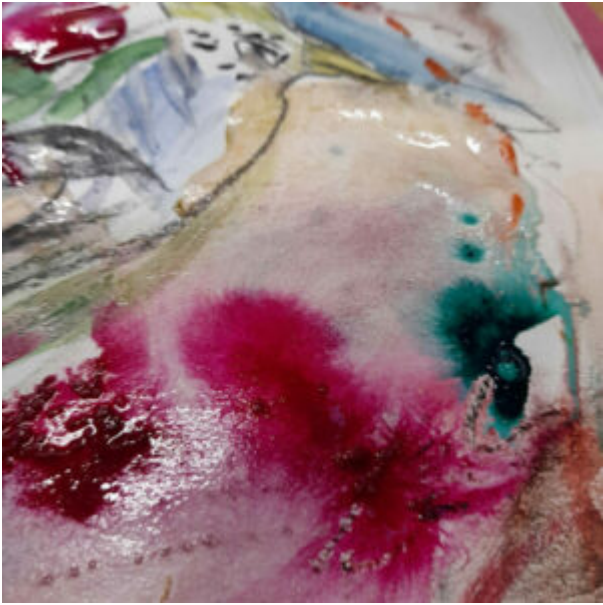
**Mixed Media Landscape Challenges**

# See This Resource Used In Schools...

















## You May Also Like...

**Pathway: Mixed Media Land and city scapes**



[This is featured in the 'Mixed Media Land and City Scapes' pathway](#)

**Talking Points: Vanessa Gardiner**



## Talking Points: The Shoreditch Sketcher



## Talking Points: Kittie Jones



---

# **A Visual Poetry Zine with Monotype**

Use monoprint, paint and collage to create zines inspired by poetry.

---

## **Dance and Drawing**


---

## **World War 1 And The Work Of**



# Paul Nash

## See This Resource Used In Schools...







---

**What Is A Drawing Tool?**

---

**Which Artists: Ava Jolliffe**

---

**Which Artists: Jason Line**

**What We Like About This**




# Resource...

“It’s always so inspiring to hear how different artists work and we particularly like the detailed references Jake makes to his process – marking out the composition using neutral tones; adding and taking away compositional elements and gradually building in more colour and detail. Delivering a still life session in a classroom could begin with this process and encourage the practice of looking at positive and negative space. Some suggested resources below also touch on this”. – *Rachel, AccessArt*

## You Might Also Like...



[Tackling Still Life for Children](#)



## Drawing Negative Space



## Visual Arts Planning: Still Life

---

# Portrait Club


# What We Like About This Resource...

*"We're really grateful to Jake from Draw Brighton for sharing this activity which became so well received during lockdown 2020.*

*This is the perfect reminder that wherever we are in the digital or physical world, we have our eyes, hands and faces, and drawing provides a wonderful opportunity to come together in small groups to make sketches of each other. Use this activity as an ice breaker before a workshop, or as a transition activity between classes or events. Thank you Jake!"* Paula, AccessArt

## You Might Also Like...

**Pathway: Exploring Identity**





[This is featured in the 'Exploring Identity' pathway](#)

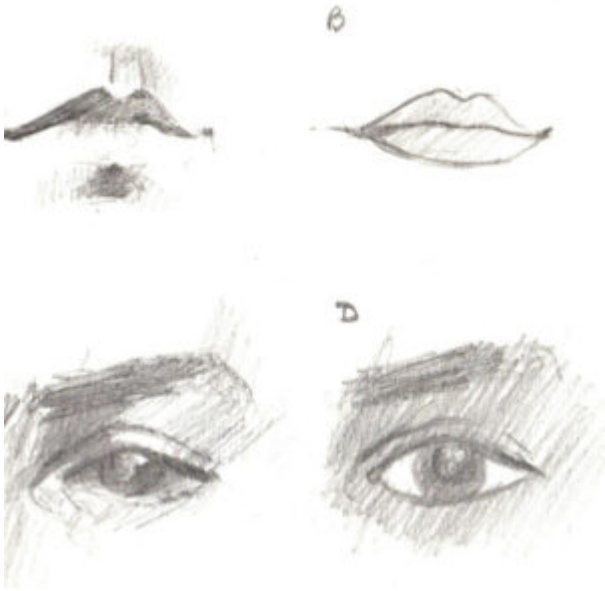
**Talking Points: Njideka Akunyili Crosby**



**Making Physical or Digital Layered Portraits**



**Introduction to Portraits**



## Exploring Portraits in Graphite, Collage and Clay



---

**Connecting With Nature**

# Through Art

---

## Lino Printing Inspired by Gestural Drawings

---

### Finding Marks Through Drawings Made by Artists

### See This Resource Used In Schools







**You May Also Like...**

**Pathway: Typography and Maps**



[This is featured in the 'Typography and Maps' pathway](#)

**Pathway: Cloth, thread, paint**



[This is featured in the 'Cloth, Thread, Paint' pathway](#)

**Session Recording: Finding Marks Made by**

# Artists



## Finding Marks Through Drawings Made by Artists

By Paula Briggs

This resource shares a way to introduce learners to the diversity of mark making at their disposal when making drawings. By deconstructing drawings made by artists, we can begin to build our own vocabulary of marks, and start to make our own creative decisions about when to use a certain mark in a particular context, and understand how the marks we choose will affect the final drawings.

#Inspire

Inspired by our resources?   
 Share using #Inspire on   
 Facebook and Twitter!   
 Instagram & quote the url is   
 Thank you!

FIND RESOURCES ABOUT...

Search

MEMBERSHIP

Register for

Join Access




---

## Water Soluble Felt-Tips With Complementary Colours

## See How This Resource Is Used in Schools...








**You May Also Like...**

**Pathway: Spirals**



[This resource is in the 'Spirals' pathway.](#)

the drawing journey



**Layered Colour Gestural Drawing**





---

# Mark Making & Sound: Part Three

## You May Also Like...

Pathway: Music and art



[This is featured in the 'Music and Art' pathway](#)

**Mark Making & Sound: Part One**



**Mark Making & Sound: Part Two**



---

## Mark Making & Sound: Part Two

### You May Also Like...

**Pathway: Music and art**






[This is featured in the 'Music and Art' pathway](#)

## Mark Making & Sound: Part One



## Mark Making & Sound: Part Three



# Mark Making & Sound: Part One

## You May Also Like...

Pathway: Music and art




[This is featured in the 'Music and Art' pathway](#)

Mark Making & Sound: Part Two



## **Mark Making & Sound: Part Three**



## **Drawing to a Slow Rhythm**



**Inspired by Miro**



**Drawing to Music**



