

3D Drawing with Paper: Texture – Surface – Structure

Artist Andrea Butler sets teenagers the challenge to create 3D forms from sheets of paper experimenting with structure and texture using manipulation techniques.

Life Drawing: A Collection of Resources by Hester Berry

How to Run a Life Drawing Class




[_](#)Introducing Hester and providing an overview of how Hester sets up and facilitates a life class.

An Introduction to Life Drawing



[Getting started with life drawing](#) and some simple warm-up exercises to help you become familiar with your drawing materials and the life model.

Capturing gesture



[Hester](#) provides some helpful advice along with a series of short drawing exercises, that will enable you to identify the essentials of a pose and successfully record the movement and gesture of the life model.

Drawing the head



[Drawing faces](#) can be daunting, but Hester explains how you can tackle them successfully using

simple and logical steps.

drawing hands and feet



Hands and feet are tricky subjects and often get omitted because the forms seem too complicated to draw. Hester shares a secret shortcut to understanding and drawing these complex forms ...think mittens and socks!

Understanding Foreshortening



When drawing the life model, it can be difficult to process your view of a 3D form into a 2D representation. Hester explains clearly and concisely how to successfully achieve a foreshortened figure to create the illusion of space in your drawings.

Using Tone



[Hester](#) explains how to use tone effectively to give your drawings more definition and an increased sense of volume and suggests ways of using tone when drawing short poses, that will build your confidence and skills.

Introduction to Life Drawing with Hester Berry

In the Company of Birds

You May Also Like...

Visual Arts Planning Collections: Birds



swoop



Birds in trees



Articulated and Animated Drawings by Teenagers at AccessArt's Experimental Drawing Class

A simple project to teach how to make an articulated drawing with only very basic materials.

Making Sea Sculptures at Culford School, Suffolk

Artists Andrea Butler and Sheila Ceccarelli inspire year three pupils to invent their own sculptural sea creatures using

simple wrapping and binding techniques with scrap store materials.

Teenagers Make Prompts to Overcome White Page Syndrome

Fabulously inspired teenagers at AccessArt's Experimental Drawing Class made prompts to help each other overcome the 'white page syndrome'.

Introducing Sgraffito using a Coloured Clay Slip on a Terracotta Tile

Further explore how to make beautiful sgraffito, or 'scratched drawings' with artist Eleanor Somerset.

Recording & Communicating through Narrative with Degree

Level Contemporary Craft Students by Vanessa Marr

Inspired by Google Earth: Drawing

Using Negative Space to Believe What You See (& Scaling Up)


You May Also Like...

Pathway: 2D Drawing to 3D Making



[This is featured in the '2D Drawing to 3D Making' pathway](#)

Talking Points: Lubaina Himid



The Drawing Machine – A Workshop in Perspective and How to Look by Drawing Machine and Sarah Wright

Detached and Timeless Painting Workshop by Sara Dudman

Making an Urban Landscape Painting by James Nairne

Painting on Glass

Making Sensory Drawings by Gillian Adair McFarland

You May Also Like...

Pathway: Exploring pattern



[This is featured in the 'Exploring Pattern' pathway](#)

Talking points: Shaheen Ahmed



talking points: Louise Despont



**Creating Decorative Designs
From Birds: Mark Making,**

Texture and Pattern by Andrea Butler

You May Also Like...

Pathway: Making Birds



[Featured in the 'Making Birds Pathway'](#)

Talking Points: Inspired by Birds



**Working WITH and IN the
Landscape by Frances Hatch**

**See This Resource Used In
Schools...**





You May Also Like...

Pathway: using natural materials to make images




This is featured in the 'Using Natural Materials to Make Images' pathway

Talking Points: Frances Hatch




Talking Points: Anna Atkins



Talking Points: What is a cyanotype



Talking Points: Artists as explorers and collectors



Sketchbooks: Drawing Someone

Drawing Something

**Emma Copley – Painting a
Still Life and Seeing Colour**