

# **Play and Placement: Teachers Explore Approaches to Drawing**

This was the third and final session in the series, and an opportunity to play with creative mark-making and explore context and placement as an introduction to larger scale drawing and concepts around installation art.

---

## **Teachers Explore Pattern, Shape & Texture with Charcoal, Graphite, Masking Tape and Pastels**

An introduction to pattern, shape and texture with charcoal and graphite, and an opportunity for teachers to break down any preconceived ideas about what drawing is and who drawing processes is for

---

## **Teachers Battle it Out in Conversation with Marks on**

# Paper

After a series of warm up exercises which introduced drawing through feel, teachers embarked on an exercise whereby they made marks on paper to have a conversation with a partner.

---

## Gathering Marks and Tearing Paper to Appreciate Prints by Goya, Turner and Cornelius at the Fitzwilliam Museum, Cambridge

This post shares how Paula Briggs and Sheila Ceccarelli from AccessArt and Kate Noble from the Fitzwilliam Museum, Cambridge, enabled teachers to enter into the intricacies of prints made by Turner, Goya and Cornelius in a Temporary Exhibition at the Fitzwilliam Museum in summer 2016: 1816: Prints by Turner, Goya and Cornelius.

---

## Using Drawing to Get Closer to 18th Century Portraits at

# **the Fitzwilliam Museum, Cambridge**

This post shares how Paula Briggs and Sheila Ceccarelli from AccessArt and Kate Noble from the Fitzwilliam Museum, Cambridge, used drawing exercises to take a closer look at 18th Century portraits

---

## **Using Sketchbooks, Drawing and Reflective Tools in the 20th Century Gallery at the Fitzwilliam Museum, Cambridge**

This post shares how Paula Briggs and Sheila Ceccarelli from AccessArt and Kate Noble from the Fitzwilliam Museum, Cambridge, enabled teachers to explore 20th Century paintings and sculpture, through using sketchbooks & drawing as tools for looking and remembering.

---

## **Thoughtful Drawing and Mark Making in the Armoury at the**

# Fitzwilliam Museum, Cambridge


This post shares how Paula Briggs and Sheila Ceccarelli from AccessArt and Kate Noble from the Fitzwilliam Museum, Cambridge, enabled teachers to explore armour through discussion, drawing and mark making.

---

## Drawing Spirals

## See How This Resource Is Used In Schools...











## You May Also Like...

**Pathway: Spirals**



**[Featured in the 'Spirals Pathway'](#)**

**Talking Points: Molly Hausland**



## The ancient art of kolan



---

## Drawing with a Ruler



# You May Also Like...

## Pathway: Exploring Form Through Drawing




[This is featured in the 'Exploring Form Through Drawing' pathway](#)

## Pathway: Stick Transformation project




[This is featured in the 'Stick Transformation Project' pathway](#)

## The drawing journey



See Drawing Projects for Children for more Drawing Exercises



# Inspired by Christo: Mixed Media Drawings

---

## Monoprinting Inspired by Goya, Turner and Cornelius in the Education Room at the Fitzwilliam Museum, Cambridge

This post follows on from Gathering Marks and Tearing Paper to Appreciate Prints by Goya, Turner and Cornelius at the Fitzwilliam Museum, Cambridge and shares how teachers enjoyed monoprinting on a big scale. The session was facilitated by Paula Briggs and Sheila Ceccarelli from AccessArt and Kate Noble from the Fitzwilliam Museum, Cambridge.

---

## Doppelganger Drawing

---

## Teachers Start the New Year

# **with Sketchbooks**

AccessArt introduces teachers from English Martyrs Catholic Primary School in Worthing, whistle stop introduction to drawing and sketchbooks as tools for recording and thinking.

---

## **Red to Green: Steps to Observational Drawing**

Foundations for students to be able to approach observational drawing without feeling inhibited or paralyzed and reinstate their confidence in their ability and right to draw.

---

## **Life Drawing: Capturing Gesture by Hester Berry**

---

## **Life Drawing: A Collection of Resources by Hester Berry**

# How to Run a Life Drawing Class



[\\_](#)Introducing Hester and providing an overview of how Hester sets up and facilitates a life class.

## An Introduction to Life Drawing



[\\_](#)Getting started with life drawing and some simple warm-up exercises to help you become familiar with your drawing materials and the life model.

## Capturing gesture



[\\_](#)Hester provides some helpful advice along with a series of short drawing exercises, that

will enable you to identify the essentials of a pose and successfully record the movement and gesture of the life model.

## Drawing the head



Drawing faces can be daunting, but Hester explains how you can tackle them successfully using simple and logical steps.

## drawing hands and feet



Hands and feet are tricky subjects and often get omitted because the forms seem too complicated to draw. Hester shares a secret shortcut to understanding and drawing these complex forms ...think mittens and socks!

## Understanding Foreshortening





When drawing the life model, it can be difficult to process your view of a 3D form into a 2D representation. Hester explains clearly and concisely how to successfully achieve a foreshortened figure to create the illusion of space in your drawings.

## Using Tone



Hester explains how to use tone effectively to give your drawings more definition and an increased sense of volume and suggests ways of using tone when drawing short poses, that will build your confidence and skills.

---

# Introduction to Life Drawing

**with Hester Berry**

---

## **Teenagers Make Prompts to Overcome White Page Syndrome**

Fabulously inspired teenagers at AccessArt's Experimental Drawing Class made prompts to help each other overcome the 'white page syndrome'.

---

## **Recording & Communicating through Narrative with Degree Level Contemporary Craft Students by Vanessa Marr**

---

## **Inspired by Google Earth: Drawing**