

Opening Out: Shells and Sketchbooks

By [Tobi Meuwissen](#)

In this activity, learners experiment with a range of drawing tools and materials to create both observational and experimental mixed-media drawings.

In the session, they begin by making a concertina sketchbook using tracing paper, before experimenting with ink and a range of drawing materials, moving onto close observational drawing of shells, to fill their concertinas with drawings in inventive and creative ways.

The three drawing exercises, along with the warm-up activity, are carefully scaffolded to help children develop their skills step-by-step. Each activity builds on prior learning, reinforcing understanding of both the subject matter and the materials, while encouraging children to make connections and informed choices about their next steps.

This activity was facilitated with Year 4 learners at [Beaver Road Junior School](#) over a 1.5-hour session, but it can easily be extended or adapted, with opportunities to use the exercises as warm-ups across different sessions. It also comes with plenty of scope to adapt the exercises to the

needs or aims of your learners.

[Log in](#) as a member below to access the full resource.



	Please log in here to access full content.
Username	<input type="text"/>
Password	<input type="password"/>
	<input type="button" value="Login"/> <input checked="" type="checkbox"/> Remember me
	Forgot Password

To access all content, I would like to join as...

An Individual



Creative practitioners, educators, teachers, parents, learners...

[From £3.50](#)

An Organisation...



Schools, Colleges, Arts Organisations: Single and Multi-Users
From £42

AccessArt is a UK Charity and we believe everyone has the right to be creative. AccessArt provides inspiration to help us all reach our creative potential.

You May Also Like...

making a blind contour drawing



Experimental mark-making tools



Nests: Materials, Tools and Sketchbooks



Insect Cubes

You May Also Like...

Drawing insects big



continuous line minibeasts



iridescent insects



Fruit Plates

You May Also Like...

working on black paper



cut paper still life collage



graphic inky still life



Finding Kindness in Marks Made by Artists

You May Also Like...


**AccessArt art week 2026: Curiosity and
Kindness**

CURIOSITY AND KINDNESS



ACCESSART

AccessArt art week 2026: Curiosity and Kindness Activities




explore other art week themes



Experimental mark-making tools



the anatomy of a pencil



Finding Marks Through Drawings Made by Artists



Drawing With Two Hands

You May Also Like...

see three shapes



Feely Drawings



Ten minutes, five times a week



CPD recording: drawing with two hands

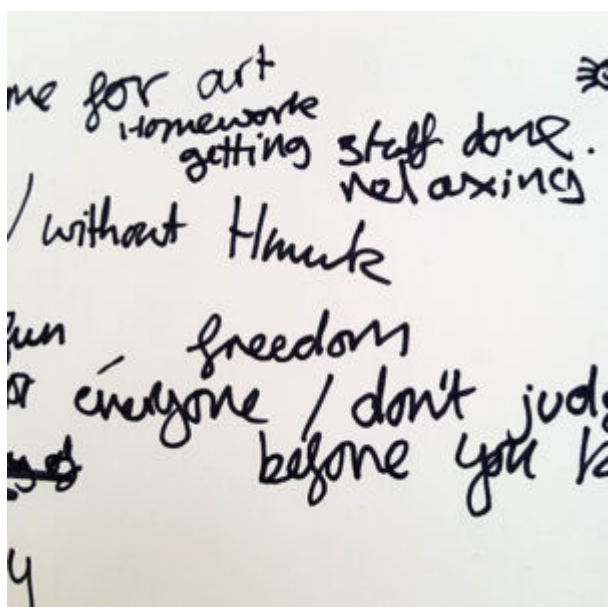


Landscapes Inspired by John Piper

Talking Heads

You May Also Like...

find your messages



Portrait Club



Adapting AccessArt: Faces and Stories



Exploring Macbeth Through Art: Macbeth Portraits




Adapting AccessArt: Sequence and Story Building

You May Also Like...

3-panel drawing challenge

3.



Drawing Stories




Sensory Sculpture inspired by Barbara Hepworth

Making a Ruler Drawing (of a Bag)

Adapting AccessArt: Stories and Faces

You May Also Like...

Making Physical or Digital Layered Portraits



Pathway: Exploring Identity



Quentin Blake's Drawings as Inspiration: Exaggerating to communicate



Session Recording: Creating School Exhibitions & Displays



Finger Palette Portraits



elastic band sketchbook



Playing With Perspective

You May Also Like...

Other Resources by Joe Gamble



Adapting AccessArt: Colour and Composition



Thoughtful Mark making




Adapting AccessArt: Colour and Composition

You May Also Like

Manipulating Forms in Landscape Painting



Layered Colour Gestural Drawing




Cut Paper Collage Still Life



What I Ate in a Day

You May Also Like

Drawing Prompt Cards



Watercolour Washes Inspired by the Tapestries of Henry Moore



Paint Your corner Shop



Adapting AccessArt: Egypt in Ink

See This Resource Used In Schools...







You May Also Like...

Graphite



ink



Graphic inky still life



Ice Worlds

You May Also Like...

Pathway: Using Art To Explore Global Issues



[This resource is features in the 'Using Art To Explore Global Issues' pathway](#)

Drawing Source material: ice



Talking Points: Drawn To Antarctica



Mini world Lightboxes



Sketch Your World: The Basics

Magic Caring Box


Working in a Studio

You Might Also Like...

Artist Studio Series



Talking Points: Artists as Collectors and Explorers



Explore Contemporary Artists, Designers and Makers



Changing Colour

You Might Also Like...

EXPRESSIVE PAINTING AND COLOUR MIXING



Walking and Drawing



Hedgerow Art

