

Drawing With Two Hands

By [Joe Gamble](#)

This experimental drawing activity is formed of 8 drawing exercises, all focused on drawing using both the dominant and non-dominant hand, challenging learners to explore dexterity and control (or lack thereof).

These exercises can be split up to form part of a longer session, or they can be used individually as [warm-ups](#).

Learners will explore how both hands and drawing materials interact with each other to create fluid and rich drawings that challenge preconceptions of what makes a 'good' drawing.

The video is appropriate for viewers aged 14 and over, but can be used in a guided session with younger learners.

[Log in](#) as a full member to watch the video below.

	Please log in here to access full content.	
Username	<input type="text"/>	
Password	<input type="password"/>	
	<input type="button" value="Login"/>	<input checked="" type="checkbox"/> Remember me
	Forgot Password	

To access all content, I would like to join as...

An Individual



Creative practitioners, educators, teachers, parents, learners...

[From £3.50](#)

An Organisation...



Schools, Colleges, Arts Organisations: Single and Multi-Users
From £42

AccessArt is a UK Charity and we believe everyone has the right to be creative. AccessArt provides inspiration to help us all reach our creative potential.

You May Also Like...

see three shapes



Feely Drawings



Ten minutes, five times a week



Landscapes Inspired by John Piper

Making a Ruler Drawing (of a Bag)

Adapting AccessArt: Egypt in

Ink

See This Resource Used In
Schools...









You May Also Like...

Graphite



ink



Graphic inky still life



Magic Caring Box

Adapting AccessArt: Making Birds Pathway for Pupils With Special Educational Needs

You May Also Like...

Pathway: Making Birds



Flying Minpin Birds



Visual Arts Planning: Birds



Adapting AccessArt: Woodland Creatures

You May Also Like

Session Recording: Adapting AccessArt



Drawing Fish with Pen, Pencil and Watercolour



the geometry of chickens



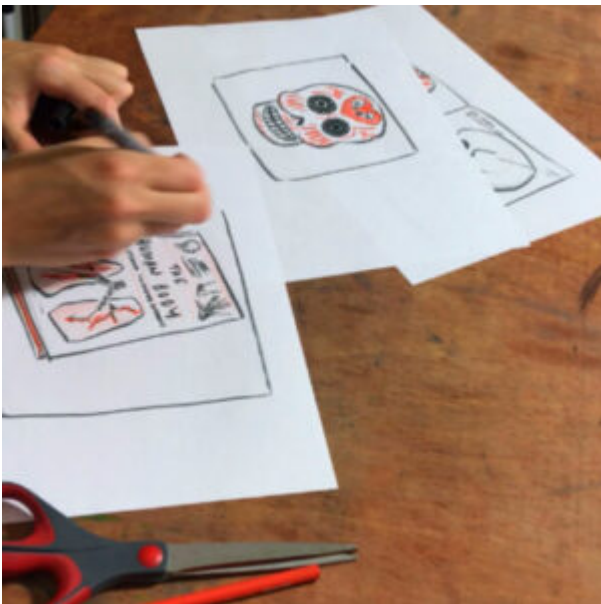
Adapting AccessArt: Telling Stories

You May Also Like

Session Recording: Adapting AccessArt



3 panel challenge



Creating Comics inspired by museum collections



See This Resource Used in Schools...




You May Also Like

charcoal cave



introduction to charcoal



**Pathway: An Exploration of Coal Mining,
Inspired By Henry Moore**



Alternative Fashion

You Might Also Like...

2d and 3d Fashion Designs using Painted Paper



Barbie and Ken Transformation



Puppets Inspired by Historical Paintings



Coat-hanger Shells

You Might Also Like...

Drawing and Making Flowers



Painted and Sculptural Plant Pots



Drawing Insects with Wire



Introduction to Ink

You May Also Like


Graphic inky still life



See Three Shapes



see all ink resources



Collecting,

Arranging,

Drawing

DALER 
ROWNEY



You May Also Like...

Finding circles



Shells: Observational and imaginative drawing



Still Life Compositions



Introduction to Colour Pencils

Painting with Poster Paint

“I really like how this resource provides lots of interesting and exciting ways for poster paint to be used. It combines observational drawing and painting with more abstract pattern providing a breadth of exploration. Giving learners the opportunity to explore the properties of poster paint as well as seeing how it responds to different materials will help to nurture imaginations as well as providing support for the development of basic skillsets.” – Rachel, AccessArt

Drawing with Soft Pencils



DALER 
ROWNEY

You May Also Like

Shells: Observational and Imaginative Drawing



All graphite resources



introduction to graphite



Explore Wax Crayon

DALER 
ROWNEY



You May Also Like...

Collaging with Wax Crayon Rubbings



Red to Green: Wax Resist and Scraffito



Autumn Floor Textiles



Explorer's Books: Collecting Colour



Collaging with Wax Crayon Rubbings

DALER 
ROWNEY



**See This Resource Used In
Schools**





You May Also Like...


Transforming Objects



Autumn Floor Textiles



Imaginary landscapes



Exploring A Midsummer Night's Dream: Recounting the Story

Exploring A Midsummer Night's Dream: Making Magic Spells