


Building and Drawing


By Paula Briggs

This resource shares the Week Four session at [Jeavons Wood Primary School in Cambourne](#), Cambridgeshire, in which I'll be working with a year 5 pupil (Lily-Rani) and a year 4 pupil (Daniel) for one hour once a week. Through regular sessions, and in collaboration with the school, the aim is to:

- Provide the opportunity for the children to develop their hands-on making and visual arts skills through regular contact and small group work;
- Help build confidence in the children in all areas of their school life, including academic, social, creative and practical skills, and so demonstrate the importance of hands-on creative exploration;
- Inspire visual arts projects amongst other pupils and staff in the school by sharing outcomes.



Week Four - Building and Drawing



Magnet and metallic forms

This week I took in a super strong magnet and a collection of iron forms. We took it in turns to create our own mini-sculptures working with the magnetic forces.



Magnetic Sculpture

	Please log in here to access full content.	
Username	<input type="text"/>	
Password	<input type="password"/>	
	<input type="button" value="Login"/>	<input checked="" type="checkbox"/> Remember me
	Forgot Password	

To access all content, I would like to join as...

An Individual



Creative practitioners, educators, teachers, parents, learners...

From £3.50

An Organisation...



Schools, Colleges, Arts Organisations: Single and Multi-Users
From £42

AccessArt is a UK Charity and we believe everyone has the right to be creative. AccessArt provides inspiration to help us all reach our creative potential.

Feeling Our Way Around Wool

Early Primary Sketchbook Exploration

**Lights | Camera | Action | we
all love glow-in-the-dark
tape! By Sara Dudman**

Drawing Spirals

**See How This Resource Is Used
In Schools...**







You May Also Like...

Pathway: Spirals



[Featured in the 'Spirals Pathway'](#)

Talking Points: Molly Hausland



The ancient art of kolan



Drawing with a Ruler

You May Also Like...

Pathway: Exploring Form Through Drawing




This is featured in the 'Exploring Form Through Drawing' pathway

Pathway: Stick Transformation project




This is featured in the 'Stick Transformation Project' pathway

The drawing journey



**See Drawing Projects for Children for
more Drawing Exercises**



**Developing Sketchbook Work
with Pink Pig Sketchbooks**

Find more drawing and making ideas!



[Drawing Projects for Children and Make, Build, Create. Blackdog Publishing 2015/2016](#)

Drawing Outside & Never-Ending Landscapes

Our River – Year Five Pupils Build a Communal Drawing in

Four Steps

Year Three Pupils Explore Stencils, Composition and Expressive Mark Making with Oil Pastels

You May Also Like...

Pathway: working with shape and colour



[This is featured in the 'Working with Shape and Colour' pathway](#)

Talking Points: Henri Matisse Cut Outs



Talking Points: Romare Bearden

...**What** I have tried
to do in my collages is
bring the Afro American
experience into art and
**GIVE IT A
UNIVERSAL
DIMENSION.**

Linking Flock Together to

your Curriculum: Key Stage 1 – 3

Using Monoprinting and Sketchbooks to Explore GCSE English Literature Poetry

A session for teenagers exploring how a hands on creative activities might engage students in their revision, and how monoprinting and sketchbook processes might aid a personal connection to the poetry text.

Doppelganger Drawing

Drawing for Science, Invention & Discovery Even If You Can't Draw by Paul Carney

Visualisation Drawing

Adaptation Drawing

Trial and Error Drawing

Methodical Drawing

Serendipity Drawing

Simple Easter Sketchbook