

Dragons & Birds in Eggs: Hidden and Revealed

By Paula Briggs

In one of our art sessions for ages 7, 8 and 9, we had twenty minutes to spare. We were in the process of [casting plaster eggs](#), and we had to wait for the plaster to set, so we enjoyed this very brief project, which I'm sure lots of teachers of primary-aged children could enjoy developing further. I think the "hidden / revealed" element of both the process and the theme could be interesting.



Birds and eggs

We gathered together A4 paper, tracing paper, coloured card or sugar paper, carbon copy paper, glue sticks and pencils.

To Begin

	Please log in here to access full content.	
Username	<input type="text"/>	<input type="text"/>
Password	<input type="text"/>	<input type="text"/>

	<input type="button" value="Login"/> <input checked="" type="checkbox"/> Remember me
	Forgot Password

To access all content, I would like to join as...

An Individual



Creative practitioners, educators, teachers, parents, learners...

From £3.50

An Organisation...



Schools, Colleges, Arts Organisations: Single and Multi-Users
From £42


AccessArt is a UK Charity and we believe everyone has the right to be creative. AccessArt provides inspiration to help us all reach our creative potential.

You May Also Like...

Visual Arts Planning Collections: Birds



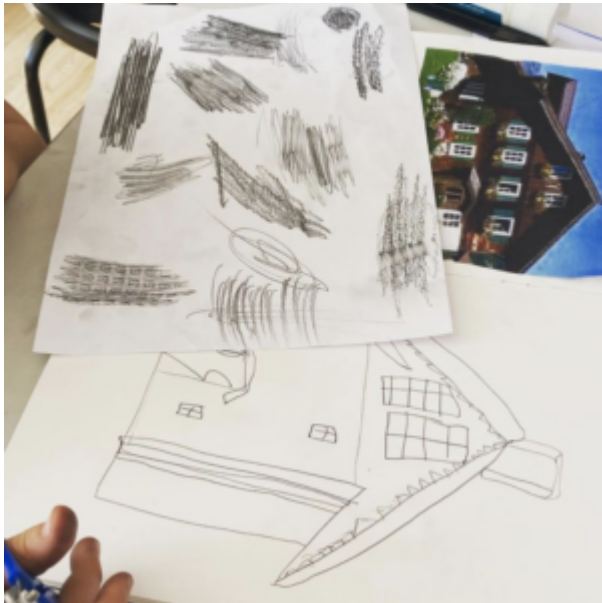
monoprinting with carbon copy paper

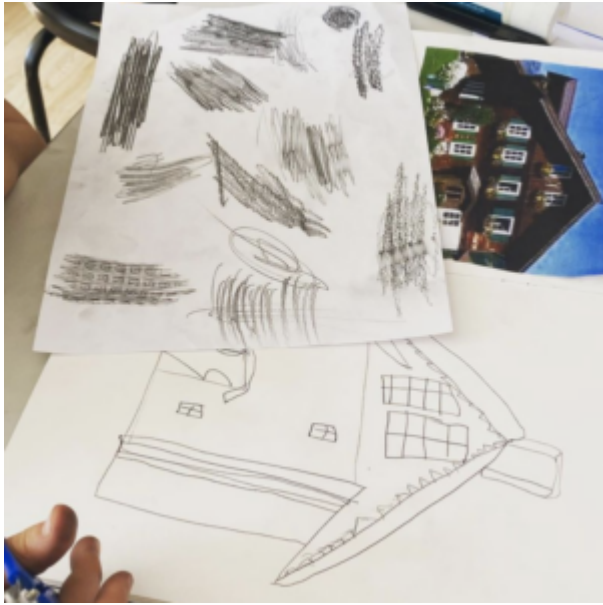


**Houses from Around the World:
International Day at**

Monkfield Primary School

See This Resource Used In
Schools...







Inspired by Google Earth: Drawing

Flat Yet Sculptural? Drawing, Collage, Construction

Following on from using the grid method to scale up simple drawings, children worked on collage and construction to transform their drawings into sculptures.

Exploring Three Dimensions with Lego: Drawing and Collage

You May Also Like...

Pathway: Exploring Form Through Drawing



[This is featured in the 'Exploring Form Through Drawing' pathway](#)

Adapting AccessArt: From 2D to 3D



**‘Pouncing’: A Simple
Technique to Transfer
Patterns onto Plaster Tablets**

**Using Negative Space to
Believe What You See (&
Scaling Up)**


You May Also Like...

Pathway: 2D Drawing to 3D Making



[This is featured in the '2D Drawing to 3D Making' pathway](#)

Talking Points: Lubaina Himid



How to Make a Tessellated Design

You May Also Like...

Pathway: Exploring pattern



[This is featured in the 'Exploring Pattern' pathway](#)

Talking points: Andy Gilmore



The Drawing Machine – A Workshop in Perspective and How to Look by Drawing Machine and Sarah Wright

Drawing as Support Activity

Making Drawings using a Lightbox

Exploring Portraits with Eleanor Somerset

You May Also Like...

Visual Arts Planning Collections:
Portraits



Egg Box Gargoyles



fruit inspired clay tiles



**A Cheerful Orchestra and
Other Ideas for Drawing Music**

by Hannah Coulson

You May Also Like...

Pathway: Music and art



This is featured in the 'Music and Art' pathway

talking points: wassily Kandinsky



drawing source material: orchestras



**Using Sketchbooks to Inform
Larger Work**

Painting on Glass

Sketching from a Source and Using Photocopies to Develop a Sketchbook Approach

Shrinkle Spaces

Page to Panel – How to Make Manga by Irina Richards

Creating Decorative Designs

From Birds: Mark Making, Texture and Pattern by Andrea Butler

You May Also Like...

Pathway: Making Birds



[Featured in the 'Making Birds Pathway'](#)

Talking Points: Inspired by Birds




Layers in the Landscape by Emma Davies

You May Also Like...

Visual Arts Planning Collections:
Cardboard and paper



concertina landscapes



diary of a sculptural sketchbook

