

Responding to Place by Claire Louise Mather

A **40 Artist Educator** Resource:
Be Inspired by
Claire Louise Mather



Collaged landmarks of Oldham ready for display at St Thomas C of England Primary School, Oldham

Artist Claire Louise Mather works with primary children to create an artistic response to the place in which they live, using drawing, collage and stitch.

This project was shared with AccessArt as part of the [40 Artist Educator Project](#), funded by Arts Council England,

aiming to highlight and celebrate artist-led teaching and facilitation.

Responding to Place by Claire Louise Mather

Activity Overview

My aim for the project was to help pupils at [St Thomas C of E Primary School, Oldham](#) in Lancashire to create a visual interpretation of their town and its buildings, some of which pupils were familiar with but as was often the case, that they didn't know the names or any history about.

This project was aimed at encouraging children to work collaboratively with other age groups through a series of workshops. Using individual, paired and small groups, pupils produced a variety of artwork of a mixed media based nature, inspired by their surrounding area and local heritage.

	Please log in here to access full content.	
Username	<input type="text"/>	
Password	<input type="password"/>	
	<input type="button" value="Login"/>	<input checked="" type="checkbox"/> Remember me
	Forgot Password	

To access all content, I would like to join as...

An Individual



Creative practitioners, educators, teachers, parents, learners...

From £3.50

An Organisation...



Schools, Colleges, Arts Organisations: Single and Multi-Users
From £42

AccessArt is a UK Charity and we believe everyone has the right to be creative. AccessArt provides inspiration to help us all reach our creative potential.

Drypoint Etching

You May Also Like...

Visual Arts Planning Collections:
Portraits



kitchen lithography



video enabled printmaking resources



Creating and Drawing an Art Installation

Nest

**See This Resource Used in
Schools...**





You May Also Like...

Pathway: Sculpture, Structure,
Inventiveness & determination



[This is featured in the 'Sculpture, Structure, Inventiveness & Determination' pathway](#)

Talking Points: What can we learn from birds



Drawing source material: nests



Drawing Hands

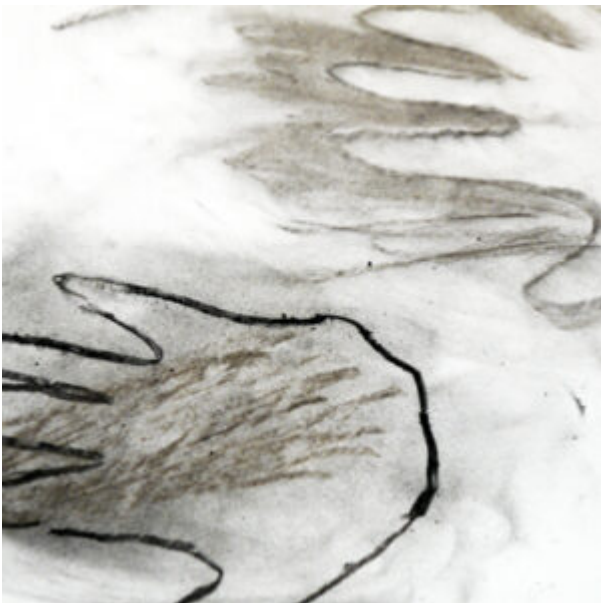
You May Also Like...

Pathway: Exploring Form Through Drawing

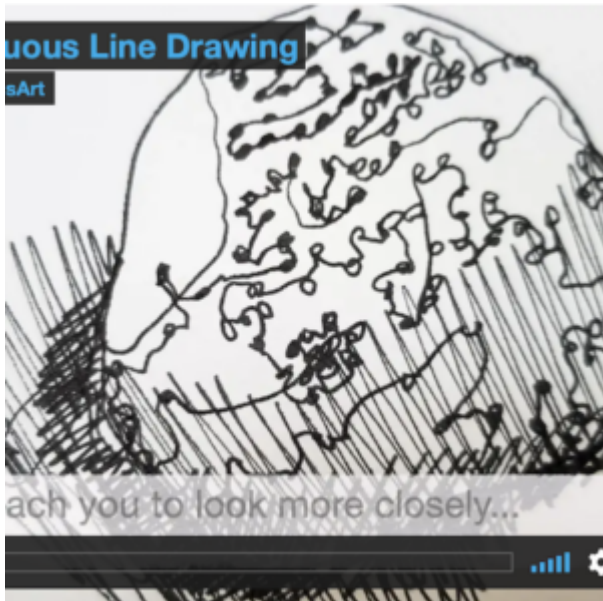


[This is featured in the 'Exploring Form Through Drawing' pathway](#)

Drawing Like a Caveman – Handprint Art



Continuous Line Drawings




**Working Collaboratively in
School: Cell Design by Karen
Wicks**


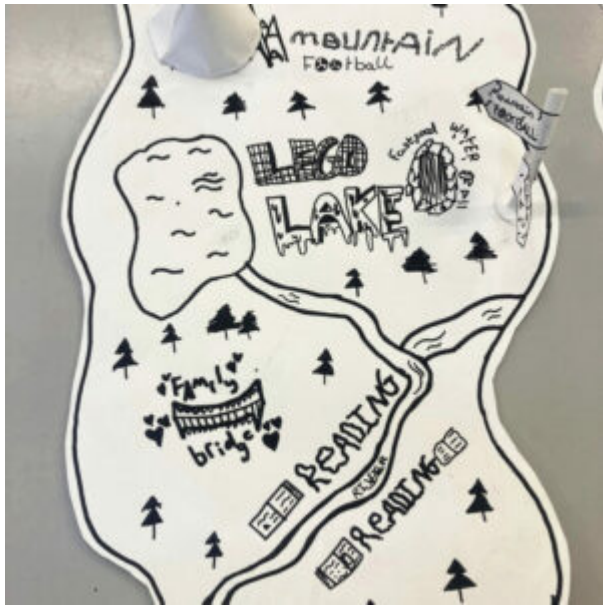
**Art for the Square with Susie
Olczak for Futurecity**


Walking Sketchbooks


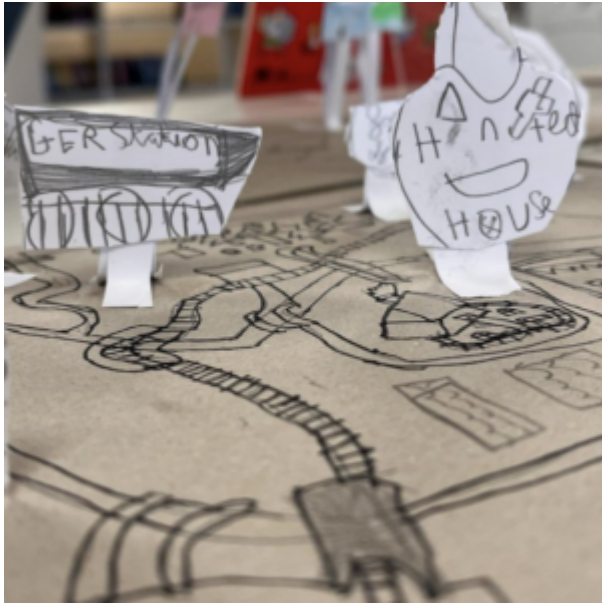
3-D Visual Maps for Children

See the Resource Used in
Schools...









You May Also Like...

Pathway: Typography and Maps




Talking Points: Chris Kenny



Talking Points: Grayson Perry's 'Map of Days'



Talking Points: Hogwarts' Maps




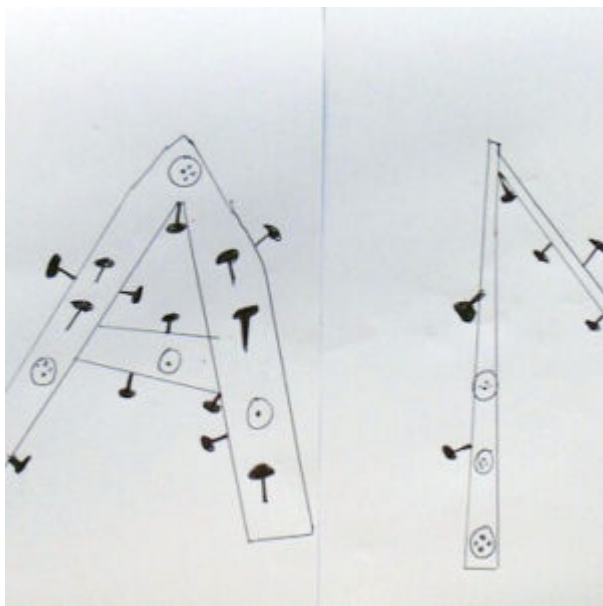
Talking Points: Paula Sher




Typography for Children

See the Resource Used in
Schools...









You May Also Like...

Pathway: Typography and Maps




[This is featured in the 'Typography and Maps' pathway](#)

Talking Points: What is typography?



Talking Points: Louise Fili



Relief Printing and Plaster Casting with Ursula Kelly

In-Depth Drawing Experience for Teenagers by Betsy Dadd

**Inspired by Miro – Collage,
Automatic Drawing, &
Sculpture**

You May Also Like....

**Visual Arts Planning Collections:
Cardboard and paper**



CARDBOARD ENGINEERING CHALLENGE



AN INTRODUCTION TO SCULPTURE



Anne Harild at Chesterton

Community College, Cambridge

**Woodland Exploration by
Caroline Wendling & Deborah
Wilenski**

**Using a Folded Sketchbook to
Get Drawing!**

Hedgerow Art by Sara Dudman

**See This Resource Used In
Schools...**







Looking, Talking and Celebrating

Teenagers from AccessArt's Experimental Drawing Class for Teenagers enjoy reflecting on their work and sharing it with friends and family.


Drawing with Wire: The Polymeric Approach by Julie de Bastion

You May Also Like...


Visual Arts Planning Collections:
Literacy



Accessart wire resources



drawing with wire



Drawing on Pebbles to Make Treasured Fossils

Using a variety of drawing media on a variety of found surfaces to create a collection of fossils. [Full AccessArt Members Only](#)