


Which Artists: Claire Harrup

By Claire Harrup

Claire Harrup is a successful Illustrator and Printmaker based in the UK. With Agencies in both the UK and the US representing Claire, and a portfolio packed with Editorial and Book Illustration, and Packaging Design, Claire has gone on to create work on an international scale. In this post Claire talks about her journey into the creative industry as well as the projects that she has worked on more recently and her favourite ways of working. This post would be of interest to teenagers keen to explore the realms of the creative industry and all that it has to offer an Illustrator.



	Please log in here to access full content.	
Username		<input type="text"/>
Password		<input type="password"/>
	<input type="button" value="Login"/>	<input checked="" type="checkbox"/> Remember me
	Forgot Password	

To access all content, I would like to join as...

An Individual



Creative practitioners, educators, teachers, parents, learners...

From £3.50

An Organisation...



Schools, Colleges, Arts Organisations: Single and Multi-Users
From £42

AccessArt is a UK Charity and we believe everyone has the right to be creative. AccessArt provides inspiration to help us all reach our creative potential.

What We Like About This Resource...

“We really enjoyed reading about the process of creating art work according to a design brief and

how the experience of this differs to when an artist begins with their own idea or concept. That's not to say an artist can't approach a brief with their own individual style and ideas, but what this post shows us is that there can be a balance between the two. This would be a great resource to show older KS pupils who may be beginning to consider their options beyond Primary School". – Rachel, AccessArt

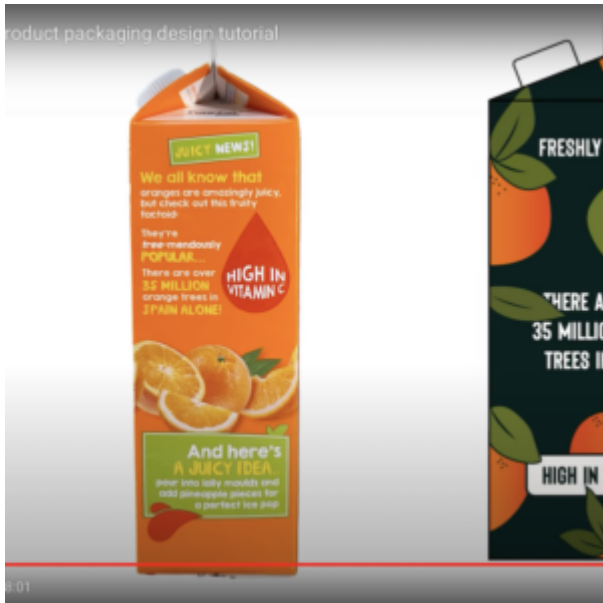
You Might Also Like...

Pathway: 2D Drawing to 3D Making



[This is featured in the '2D Drawing to 3D Making' pathway](#)

Talking Points: Packaging Design




What is Typography



Which Artist: Rachel Parker



Repeating Patterns



Block Printing Repeat Patterns



Which Artists: Ava Jolliffe

Which Artists: Jason Line

What We Like About This Resource...


“It’s always so inspiring to hear how different artists work and we particularly like the detailed references Jake makes to his process – marking out the composition using neutral tones; adding and taking away compositional elements and gradually

building in more colour and detail. Delivering a still life session in a classroom could begin with this process and encourage the practice of looking at positive and negative space. Some suggested resources below also touch on this". – *Rachel, AccessArt*

You Might Also Like...



[Tackling Still Life for Children](#)



Drawing Negative Space



Visual Arts Planning: Still Life

Dropped Cone Sculptures with Julia Rigby

What We Like About This Resource...

“There’s a really fun element to this activity which is you can imagine all children really enjoying! The idea of food on large scale is a great starter for a sculpture project and an early

exploration of working in 3D. What's really positive to see in this project is how the children used their sketchbooks to design their ice creams prior to working in 3D. They then had the opportunity to re visit and refine their ideas as they worked. This provides a solid foundation for the concept of design development and design through making- both of which underpin any visual arts or design project or profession. For more support on how to develop sketchbook practice in your setting please see our [Sketchbook Journey](#)" – Rachel, AccessArt

You Might Also Like...



[Art Club Cafe](#)



Communal Drawing: Summer Picnic



Redesigning Food Packaging

Lino Printing Inspired by

Gestural Drawings

Movement Maps

Finding Marks Through Drawings Made by Artists

See This Resource Used In Schools





You May Also Like...

Pathway: Typography and Maps



[This is featured in the 'Typography and Maps' pathway](#)

Pathway: Cloth, thread, paint



[This is featured in the 'Cloth, Thread, Paint' pathway](#)


Session Recording: Finding Marks Made by

Artists



Water Soluble Felt-Tips With Complementary Colours

See How This Resource Is Used in Schools...





You May Also Like...

Pathway: Spirals



[This resource is in the 'Spirals' pathway.](#)

the drawing journey



Layered Colour Gestural Drawing



Animal Habitats: An Ecological Mural of Planet Earth

Vicki Ostensen visits her local Primary School to create a beautiful large scale mural of animals in their natural habitats.

Shadow Puppet Making and Performance

How Middle Eastern architecture was the inspiration behind a shadow puppet show for a year 4 class. A great opportunity for children to learn the technical aspects of making puppets, but

also using narrative and story to create a performance.

Back – Painted Portraits

How to create portraits using an effective back painted technique. A great activity to explore less traditional portraiture methods that is suitable for a wide range of primary age groups.

Mark Making & Sound: Part Three

You May Also Like...

Pathway: Music and art



[This is featured in the 'Music and Art' pathway](#)

Mark Making & Sound: Part One



Mark Making & Sound: Part Two



Mark Making & Sound: Part Two

You May Also Like...

Pathway: Music and art




[This is featured in the 'Music and Art' pathway](#)

Mark Making & Sound: Part One



Mark Making & Sound: Part Three



Mark-Making & Sound: Part One

You May Also Like...

Pathway: Music and art




[This is featured in the 'Music and Art' pathway](#)

Mark Making & Sound: Part Two



Mark Making & Sound: Part Three



Drawing to a Slow Rhythm



Inspired by Miro



Drawing to Music



Ink Collage Inspired by The Wolf Wilder

Using a well loved children's book as a starter for creating a beautiful and varied collage using different inking techniques.

**AccessArt
Prompt Cards**

Drawing

**Introduction To Forest
Of Imagination**

You And Me Make Tree

Patterns with Nature


You May Also Like...

Pathway: Explore and Draw




[Featured in the 'Explore and Draw' Pathway](#)

Talking Points: Artists as Collectors and explorers



AccessArt Digital Resources



Making a Scroll Drawing